

WAKA WAKA

Set-up & Strategy Guide

Ver 2.6 - Updated 14/02/2024

Introduction

Welcome to Waka Waka's comprehensive guide. In this documentation, we'll cover everything relevant to trading with Waka Waka Expert Advisor, from the most basic concepts, to installation, setup and trading strategy. The information is purposely divided and ordered into fourteen different sections:

1. Expert Advisors: The first section contains general an introduction with general information about Expert Advisors, where they can be found and how track-records can be verified.
2. Waka Waka: The second section contains a description about Waka Waka, links to the verified MyFxBook and MQL5 track records, back-testing videos and profit calculator.
3. Brokers: The third section goes through what a Forex broker is, how to select one for you to trade with Waka Waka, my personal recommendations, and the most popular ones within my clients.
4. Licenses: The fourth section explains how the licensing system of my Expert Advisors works, and the progress to activate licenses both for free trials and permanently once you purchase your Waka Waka license.
5. Installation: The fifth section contains all the information and step-by-step instructions you need to access Waka Waka, install it in your MetaTrader 4 or 5 trading platforms and start trading with it automatically.
6. ValeryVPS: The sixth section introduces you to ValeryVPS, explains you how to get access to one both if you're going through a free trial or you purchased a Waka Waka license and how to renew or terminate your subscription after your two months grace period.
7. Set-up: In the seventh section you will find information about setting up Waka Waka in your MetaTrader 4 or 5 platform charts and making sure your is licensed and allowed to trade with the Expert Advisor.
8. Updates: In the eighth section you will learn how to update your Waka Waka Expert Advisor, whether you bought it on the website or through the MQL5 marketplace.

Introduction

9. Grid trading system risks: In the ninth section you will find critical information about the risks of trading with grid systems, and why money and risk management are key for long-term sustainability.
10. Parameters: In the tenth section, you'll find a brief explanation of each one of the +100 parameters that Waka Waka allows you to configure.
11. Community: In the eleventh section you will find information about our Telegram private groups, and instructions on how to join them when you buy your Waka Waka license.
12. Testimonials: In the twelfth section you will find some of the testimonials and reviews from happy clients who succeeded with Waka Waka and my Expert Advisors.
13. Affiliate program: In the thirteenth section, you will find information regarding our affiliate program, and how you can earn up to 50% commissions by referring colleagues/friends/family to Waka Waka or any of my Expert Advisors.
14. Frequently asked questions: In the last section of the guide you will find a compilation of the most frequent questions I get asked by clients and users going through the free trials for my Expert Advisors, and their corresponding answers.

I will try to cover everything relevant to my Waka Waka Expert Advisor on this guide, but it is possible that you still have doubts or face some issues while installing, configuring or trading with them. Please, feel free to contact us anytime at **support@valerytrading.com** and we will be more than happy to help you out with anything you might need.

Best wishes,




Valeriia Mishchenko

Algorithmic software developer

Table of contents

- **Expert Advisors**
 - [What is an Expert Advisor](#)
 - [Where to find Expert Advisors](#)
 - [How to verify track records](#)
- **Waka Waka Expert Advisor**
 - [Description](#)
 - [MyFxBook track records](#)
 - [MQL5 live signals](#)
 - [Back-testing data](#)
 - [Back-testing videos](#)
 - [Profit calculator](#)
- **Brokers**
 - [What is a Forex broker](#)
 - [How to choose a Forex broker](#)
 - [Recommended Forex brokers](#)
 - [Popular Forex brokers within clients](#)
 - [Popular account sizes within clients](#)
 - [MetaTrader 4 vs MetaTrader 5](#)
- **Licenses**
 - [How licensing works](#)
 - [How to start your free trials](#)
 - [How to buy a license](#)
 - [Money back guarantee](#)
 - [How to activate your licenses](#)
- **Installation**
 - [How to install Waka Waka](#)
 - ["Easy installation"](#)
 - ["Manual installation"](#)
 - ["MQL5 marketplace installation"](#)
- **ValeryVPS**
 - [What is ValeryVPS](#)
 - [How to activate ValeryVPS](#)
 - [How to update your EA/news events files](#)
 - [How to renew/terminate ValeryVPS](#)
- **Setup**
 - [How to setup Waka Waka](#)
 - [How to fix the "License error!"](#)
- **Updates**
 - [How to update Waka Waka](#)
- **Prop-firm trading**
 - [What is a prop-firm & a challenge](#)
 - [What are challenges conditions?](#)
 - [Prop-firm challenges disclaimer](#)
 - [How to increase your chances](#)
 - [How to get a custom set-file](#)
 - [How to use a custom set-file](#)
- **Grid trading system risks**
 - [Understanding money & risk management for grid trading systems](#)
- **Parameters**
 - [Inputs](#)
 - [Parameters](#)
 - [Risk management](#)
 - [MM & Risk settings](#)
 - [Strategy](#)
 - [Grid settings](#)
- **Community**
 - [Telegram public channel](#)
 - [How to join private group](#)
- **Testimonials**
 - [Video testimonials](#)
 - [Reviews](#)
- **Affiliates**
 - [Affiliate program information](#)
 - [How to join affiliate program](#)
- **Frequently asked questions**
 - [Frequently asked questions](#)
- **Earnings & Risks Disclaimer**

EXPERT ADVISORS



What is an Expert Advisor

Expert Advisors (EAs) are software programs written in MetaQuotes language (MQL), that can be used to automate trading on the **MetaTrader 4 and 5** (MT4/MT5) platforms.

EAs use different algorithms to monitor and trade financial markets. They follow predefined parameters to identify opportunities and can either notify you or **automatically open a position**. Expert Advisors can also set conditions for closing positions, such as stops, trailing stops, and limits.

Expert Advisors work by allowing you to **define rules** for finding opportunities and making trading decisions, and use complex mathematical models that combine multiple yes/no rules. This enables them to **execute advanced trading strategies** and make quick decisions based on computational power.

According to their trading strategies, EAs are usually classified within:

- Scalpers: These Expert Advisors aim to capture small profits whenever they become available. They continuously open and close trades, depending on market conditions.
- Hedge EAs: These Expert Advisors engage in hedging strategies by taking two opposing positions. This approach helps to mitigate losses in one position while facilitating profits in the other.
- News EAs: As the name suggests, the primary objective of these Expert Advisors is to capitalize on news events and significant price movements that occur during major news releases.
- Breakout EAs: These Expert Advisors are specifically designed to initiate trades when the price breaks through predefined resistance and support levels.
- Grid EAs: Grid trading is a trading system that involves using multiple orders to average the open price. Typically, the trading grid adds new positions to existing ones when they start experiencing losses.

Where to find Expert Advisors

There is a wide array of Expert Advisors available on the internet. The **MQL5 marketplace** stands out as the largest platform for buying and selling EAs. Owned by MetaQuotes, the MQL5 marketplace is seamlessly integrated with MetaTrader 4 and 5 platforms, making it easily accessible to users.

In my journey as an Expert Advisor developer, I joined the MQL5 marketplace in June 2021. To my delight, my EAs garnered **significant attention and popularity**. If you're interested, you can explore my public MQL5 profile, where you'll find my collection of Expert Advisors, along with live signals records and valuable client reviews.

While the MQL5 marketplace serves as a popular hub for Expert Advisors, some developers opt for an alternative approach by selling their creations on their own websites. This choice provides them with **greater flexibility** and allows for **custom developments** that enhance the overall user experience. Taking a cue from these developers, I launched my own website in June 2022, which serves as an additional platform to showcase and sell my Expert Advisors.

On my website, I offer a range of features that **enhance the user experience**. These include a multi-functional user dashboard, the opportunity to try out expert advisors with free trials, a dedicated custom VPS service, and helpful profit calculators. The aim is to provide you with a comprehensive and tailored experience when utilizing my EAs.

As a user or client, you have the freedom to choose the platform that suits you best to access my EAs. In this guide, our primary focus will be on the website platform, as it offers unique features and a personalized touch. Rest assured, regardless of the platform you choose, the Expert Advisors themselves remain unchanged, ensuring **consistent and reliable results**. The platform choice mainly influences the overall user experience, providing additional convenience and functionality along the way.



[My website](#)



[My MQL5 profile](#)

How to verify track records(MyFxBook)

One crucial aspect in the realm of Expert Advisors is the ability to **verify their track records** using a reliable third-party platform. In this industry, there are unfortunately numerous individuals with malicious intentions who make false claims about their EAs, aiming to deceive unsuspecting individuals venturing into Forex trading.

Without a trustworthy third-party platform that tracks the performance of Expert Advisors over time, it becomes challenging to ascertain their actual capabilities. As a result, you are left with the option of either blindly believing the claims made by the developer or questioning their authenticity.

Fortunately, there are several reputable third-party platforms available for verifying track records, with **MyFxBook** being one of the most **popular and trustworthy choices**. It provides a comfortable trading environment, facilitates analysis of trading systems and accounts, and encourages idea-sharing among traders.

Advanced traders can optimize their forex trading systems and **monitor their trading performance**, while investors and managers can connect with each other. MyFxBook ensures guarantee, security, and transparency in these interactions.

To ensure transparency and trust, I maintain a verified public MyFxBook profile. It showcases more than 15 different track records of variations of my expert advisors, each with different configurations.

This profile **updates in real time** with every trade executed in my official accounts, meticulously recording the trading history.

Feel free to visit my MyFxBook profile at any time and don't hesitate to ask me any questions regarding the track records you find there. I am more than willing to assist you and provide any necessary clarification.

 [My MyFxBook profile](#)

WAKA WAKA EXPERT ADVISOR



Waka Waka description

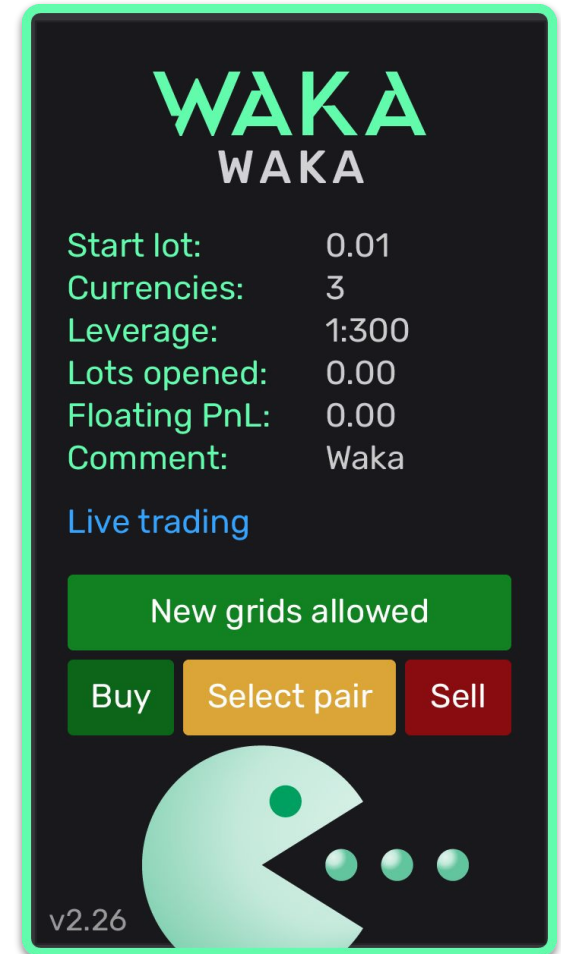
Waka Waka is an advanced grid system which already has been working on real accounts for +5 years.

Instead of fitting the system to reflect historical data (like most EAs do) it was designed to exploit existing market inefficiencies.

Therefore it is not a simple "hit and miss" system which only survives by using grid. Instead it, uses real market mechanics to its advantage to make profit.

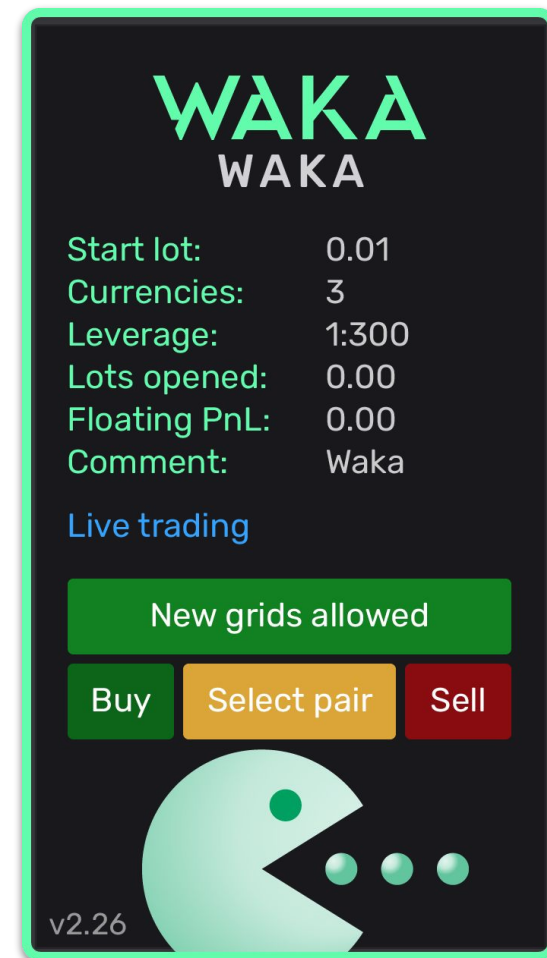
Features:

- Trading style: Grid
- Supported currency pairs: AUDCAD, AUDNZD, NZDCAD
- Timeframe: M15 (15 minutes)
- Not sensitive to slippages
- Uses Martingale
- FIFO/FTMO compatible
- +5 years verified MyFxBook
- +5 years MQL5 live signal
- Profit calculator



Description

- 3 risk management sets
- +20 years high-quality back-testing data
- One chart-setup
- Multi-currency pairs support
- Advanced news filter
- Stock market cash filter
- New year holiday filter
- Auto GMT detection
- Self diagnostic system
- Need to run on VPS
- Market execution
- Statistics panel
- 14 days free trial
- 30 days money-back guarantee
- 2 months free ValeryVPS
- Telegram private group



Verified Track record: MyFxBook track records

Since being published on July 2018, Waka Waka has achieved:

- + 69 profitable months in a row (as from February 2024)
- + 8,095.86% account gain
- + 6.56% monthly gain
- 26.70 % maximum drawdown

You can verify yourself the track record on the different Waka Waka MyFxBook track records:

- [Waka Waka EA](#)
- [Waka Clone](#)
- [Waka Smart TP](#)

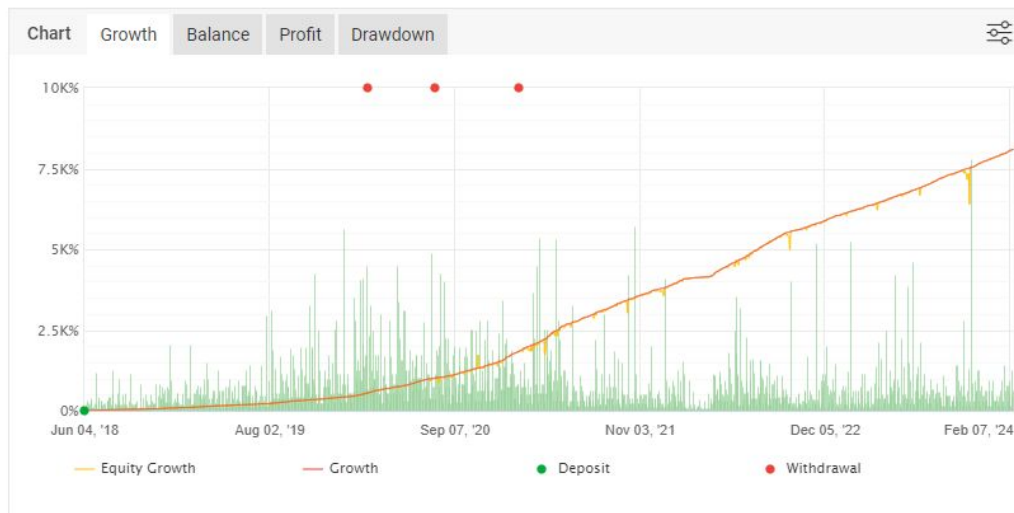
Waka Waka EA

[Discuss](#)[+ Watch](#)[🕒 Custom Analysis](#)

Real (USD), [ICE-FX](#), Technical, Automated, 1:300, MetaTrader 4

[Track record](#)[Trading privileges](#)[Live update](#)[Cashback](#)[Copy](#)

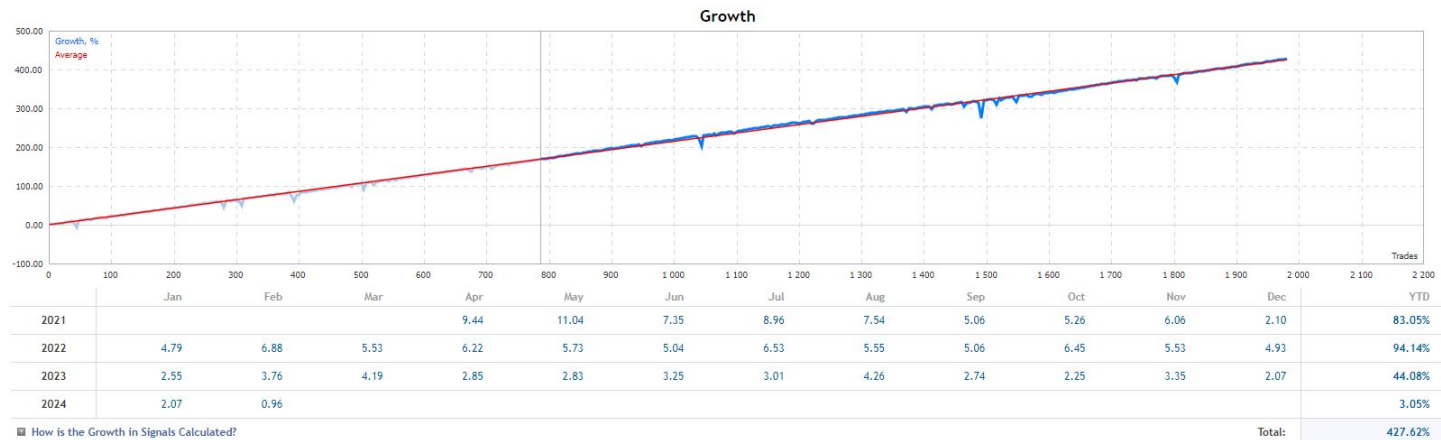
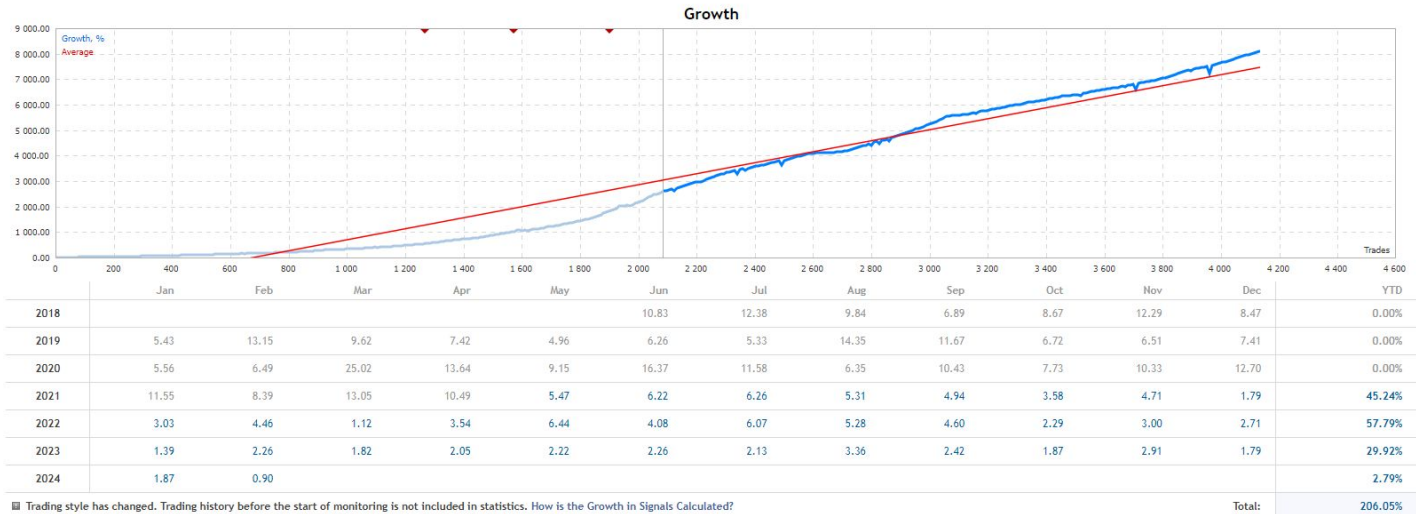
Info	Stats	General
Gain :		+8,095.86%
Abs. Gain:		+2,226.94%
Daily		0.21%
Monthly:		6.56%
Drawdown:		26.70%
Balance:	7,282.28	
Equity:	(100.02%) 7,282.36	
Highest:	(Feb 14) \$7,282.28	
Profit:	\$11,134.69	
Interest:	-\$874.94	
Deposits:	\$500.00	
Withdrawals:	\$4,352.41	
Updated	Live	
Tracking	878	



Verified Track record: MQL5 live signals

Or on my verified Waka Waka MyFxBook track records:

- [Waka Waka EA](#)
- [Waka Clone](#)



Back-testing

Before ever deciding to trade with an Expert Advisor, it is a good idea to back-test it.

Backtesting is a method of analyzing how well a trading strategy could perform by applying it to **historical data from the real world**. It helps you compare different strategies and choose the one that gives you the best results.

The idea behind backtesting is that strategies that worked well in the past are likely to perform well in similar market conditions in the present and future. By testing trading plans on previous datasets that closely match current market conditions, you can see **how they would have performed** before actually making any trades.

However, it's important to remember that backtesting doesn't guarantee success in the current market. **Past results are not a foolproof indicator of future performance.**

Backtesting is simply a part of doing your research before entering a trade. It helps you understand the potential volatility of an asset and take steps to manage your risk accordingly.

You should also keep in mind that real trades **involve fees that may not be considered in backtests**. It's crucial to account for these trading costs when conducting simulations, as they will affect the profit-loss margins on a live trading account.

That's why constantly back-test all of my Expert Advisors, with **real tick data** and 100% accuracy trading history.

Here you have links to **+20 years** backtests for Waka Waka:



[Waka Waka back-testing data](#)

Back-testing videos

Every once in a while I record videos of visual back-tests for my Expert Advisors. These videos are for short periods of time (2 years usually), as testing for longer ones would make the videos too long.

Here's are 2 year back-tests for Waka Waka. In both cases, the exact same trading set files you'll find in Waka Waka's download folder were used, and the back-tests were conducted in a MetaTrader 5 platform, IC Markets broker.

Please note that these back-tests were conducted using a custom high-risk files for illustrative purposes and does not accurately reflect realistic outcomes.

If you have any questions regarding these videos, please feel free to contact us at support@valerytrading.com and we will do our best to help you out.



Profit calculator

Remember, past performance is **not a guarantee of future results**.

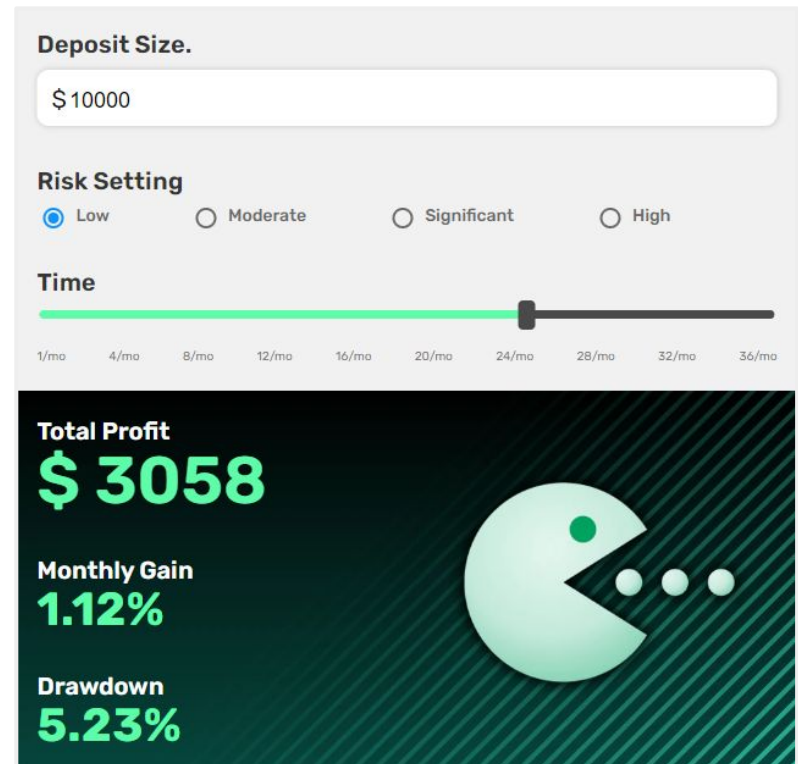
However, if you want to get an estimation of your **potential profits** using Waka Waka, you can access the profit calculator within your user dashboard on my website.

To use the calculator, simply input your deposit size, choose from the available risk settings, and adjust the time frame using the time bar.


The calculator will then provide you with an **estimated total profit**, along with estimated monthly gains and estimated drawdowns, displayed on the right-hand side of the calculator.

This can give you a rough idea of the **potential outcomes** when using the Expert Advisor under different scenarios.

These estimations are based on mathematical calculations that take into account the **historical trading performance** of my live accounts since each Expert Advisor was made available on MyFxBook.



BROKERS



What is a Forex broker

To trade with Waka Waka, you will need a broker. If you already have a broker of preference, you can skip this whole section and go directly to [licenses](#).

In the world of trading, a forex broker plays a **crucial role** as a financial services company. They offer traders a platform where they can buy and sell foreign currencies.

A forex broker is sometimes referred to as a retail forex broker or a currency trading broker. They cater to a diverse range of clients, including **retail currency traders** who use these platforms to speculate on currency trends. Additionally, they serve large financial services firms that trade on behalf of investment banks and other customers.

While each forex broker firm handles only a small fraction of the total foreign exchange market volume, their services are invaluable to traders and investors alike.

In order to trade with my Expert Advisors, you will need to operate within a broker that offers MetaTrader 4 or 5 platform.

The broker you select to operate within is completely up to you. Based on the Expert Advisor/s you want to trade with, your broker selection will have a **significant impact** in the results you get.

Even if you trade with EAs that are not sensitive to spreads/slippages, it's always recommended to operate with brokers that offer you the **best trading conditions**.

In the next few pages, I will give you a few tips on how to select a broker, and my top recommendations based on that.

If you already have a broker of preference, you can skip it and go directly to licenses section of this guide.

How to select a Forex broker

To engage in forex trading, you will need to open a trading account with a provider that offers online foreign exchange (FX) trading or CFD trading services.

These providers are commonly referred to as retail "forex brokers" or "CFD providers", and there are a few important aspects to consider when choosing one:

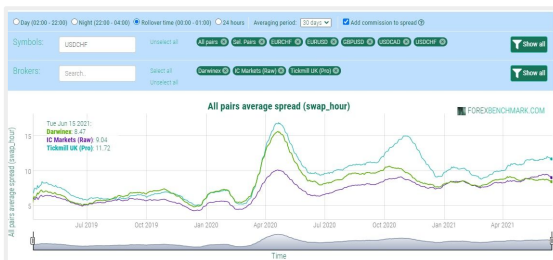
- **Leverage**: In simple terms, leverage means having the power to control a significant amount of money by using only a small portion of your own funds and borrowing the rest.
- **Margins**: Refers to the initial deposit of funds required by your broker as a "good faith" payment to open a trading position, typically expressed as a percentage of the total position value.
- **Spread**: When dealing with currency pairs, brokers provide two prices: the bid and ask price. The bid price is the amount at which you can sell the base currency, while the ask price is the amount at which you can buy the base currency. The difference between these prices is called the spread.
- **Commission rate**: In forex trading, the commission rate is usually a percentage calculated based on the total value of the trade.
- **Deposits and withdrawals**: When dealing with forex brokers, it's crucial to be aware of additional fees that may be involved in trading. It's important to know these fees upfront before deciding to work with a particular broker. Hidden charges can often arise during key moments, such as making your initial deposit, making subsequent deposits into your account, or when withdrawing your profits as funds.
- **Regulations**: Financial regulation involves imposing requirements, restrictions, and guidelines on financial institutions to ensure their proper functioning, while forex market regulation specifically governs the operations of firms in the forex industry to protect individuals from financial risk and fraud through ongoing oversight and enforcement of rules.

How to select a Forex broker

- **Currency pairs:** Although there is a wide variety of currencies available for trading, only a select few receive significant attention and offer high liquidity. Apart from popular pairs like EUR/USD and GBP/USD, other major pairs include USD/JPY and USD/CHF. While brokers may provide an extensive range of forex pairs, it is crucial to ensure they offer the specific pairs that interest you as a trader.
- **Trading platforms:** The trading platform serves as the gateway for investors to access the markets, making it essential for traders to ensure that a broker's platform and software provide the necessary technical and fundamental analysis tools. It is important that trades can be executed smoothly, allowing for easy entry and exit.
- **Customer service:** Since forex trading operates around the clock, it's important to ensure that a broker's customer support is available 24/7. It's also worth considering how easily accessible live support personnel are. Making a brief phone call to a broker can provide insights into their customer service quality and typical response times.

All the aspects mentioned above are important, but the one that will affect your results the most when trading Forex as a retail trader, is **spread**.

To check the historical spreads of different Forex brokers for different currency pairs, you can use a free tool called [ForexBenchmark](#):



Recommended Forex brokers

Based on my own experience and my client's, these are my top 3 recommended brokers to trade with my EAs:



1. **IC Markets:** IC Markets is one of the most renowned Forex CFD provider, offering trading solutions for active day traders and scalpers as well as traders that are new to the forex market. IC Markets is Australian-based, headquartered in Sydney.

- Most popular retail Forex broker worldwide
- Excellent trading conditions
- 24/7 support available
- EU, AU and offshore-based branches for different audiences



2. **Fibo Group:** International Financial Holding FIBO Group (Financial Intermarket Brokerage Online Group) is one of the oldest players in marginal internet trading. The first company of the holding was founded in 1998. FIBO Group is among top-20 global Forex brokers.

- Long-established European company
- Best trading conditions on the market (in the offshore division)
- Several branches for different audiences
- Regulated by FSC
- Annual audits since 1998 for compliance

Recommended Forex brokers



3. **Tickmill:** Tick Mill is an online Forex Broker with a proven track record of strong financial results and stable growth. Tick Mill has put itself in an enviable position as a trusted market leader and innovator.

- Extremely secure broker
- Good trading conditions on most liquid pairs
- Not as good with cross pairs
- Negative balance protection
- Regulated by CySEC, FCA, FSA, FSCA

4. RannForex: small offshore broker, sometimes with the best trading conditions

5. XM: reputable broker with very good trading conditions at night

6. Pepperstone: good option for big lot sizes

7. MT.COOK: small, but capable broker for professionals

8. ThinkMarkets

9. AxiTrader

10. Oanda (the best choice available for US citizens)

You are welcome to select any broker from this provided list, or another of your choice. However, ensure that the broker you choose offers favorable trading conditions. Please note that these suggestions are purely based on our experience and is not and should not be considered as financial advice.

Popular Forex brokers within clients

We recently run an anonymous poll on our private client's Telegram groups, with the question "**What's your broker/s of preference for ValeryTrading EAs?**"

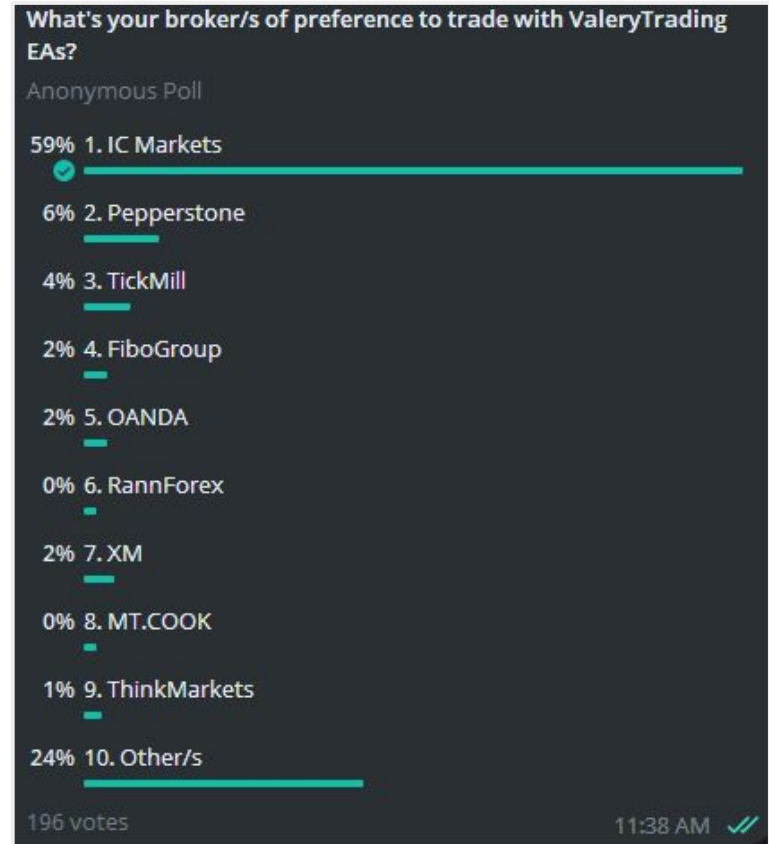
All the recommended brokers were placed as options.

These were the results after almost 200 votes, ordered by popularity:

1. IC Markets = 59%
2. Others = 24%
3. Pepperstone = 6%
4. Tickmill = 3%
5. FiboGroup = 2%
6. OANDA = 2%
7. XM = 2%
8. ThinkMarkets = 1%
9. RannForex = 0%
10. MT.COOK = 0%

As you can see, many clients trade with my recommended brokers, and many prefer others that fit their specific needs and wants.

If you have any doubts regarding your broker selection, feel free to contact us at support@valerytrading.com and we will help you out



Forex Brokers account sizes

Another question we get a lot is regarding how much clients should invest to trade with my Expert Advisors.

Here's an anonymous poll on our private client's Telegram groups, with the question "**Total trading account size (of all trading accounts combined)**"

These were the results after more than 200 votes, ordered by total account size:

1. 0-5k = 27%
2. 5-10k = 16%
3. 10-25k = 14%
4. 25-50k = 12%
5. 50-100k = 12%
6. 100-500k = 11%
7. 500k-1m = 3%
8. +1m = 5%

These numbers might help you to decide how much capital you should be investing to trade with my Expert Advisors.

If you have any doubts regarding your account/s size, feel free to contact us at support@valerytrading.com and we will help you out



MetaTrader 4 vs MetaTrader 5

After selecting a broker that aligns with your preferences, you will need to open a MetaTrader 4 (MT4) or MetaTrader 5 (MT5) account with them.

The choice between MT4 and MT5 doesn't significantly impact the trading algorithms used by the Expert Advisors. All of my EAs are **compatible with both platforms**.

While there may be some internal differences between the platforms, as the developer, I have ensured that you won't notice these variations.

Occasionally, there might be slight differences in quotes between MT4 and MT5, but these discrepancies are typically **small and random**.

MT4 is more widely supported by brokers, and as a result, it tends to be the preferred choice for most traders. However, MT5 offers a **superior tester**, which I recommend utilizing. I encourage you to test both platforms for yourself and determine which one suits your needs best.

Something worth mentioning, is that when you get a license for any of my Expert Advisors through my website, you will be able to use it **both for MetaTrader 4 and 5 accounts**, while if you get it through the MQL5 marketplace, you will be only able to use with with MetaTrader 4 or 5 accounts.

In case you want to make your own research and compare these platforms, here you have the links to their official websites:

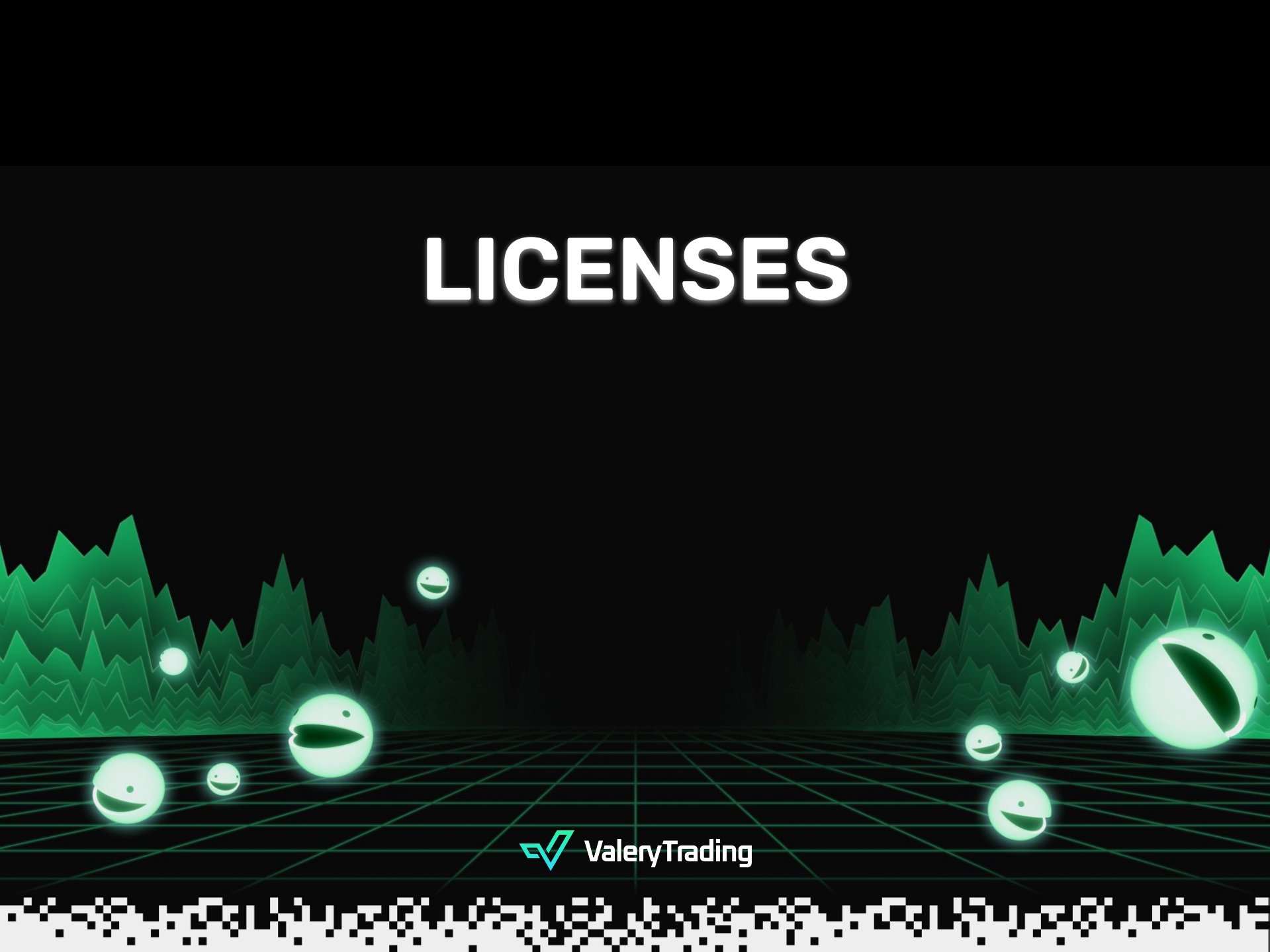


[MetaTrader 4](#)




[MetaTrader 5](#)

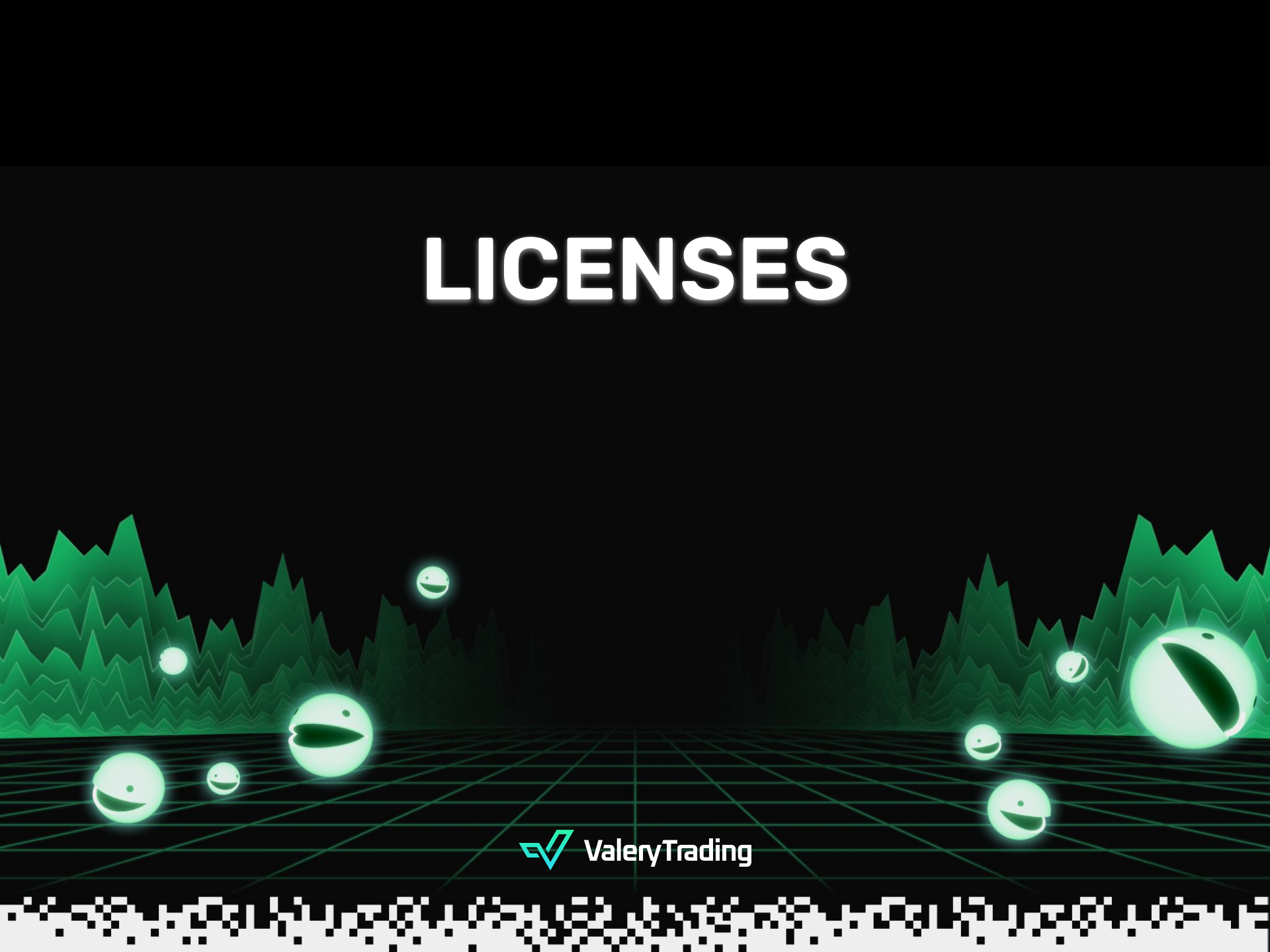
LICENSES



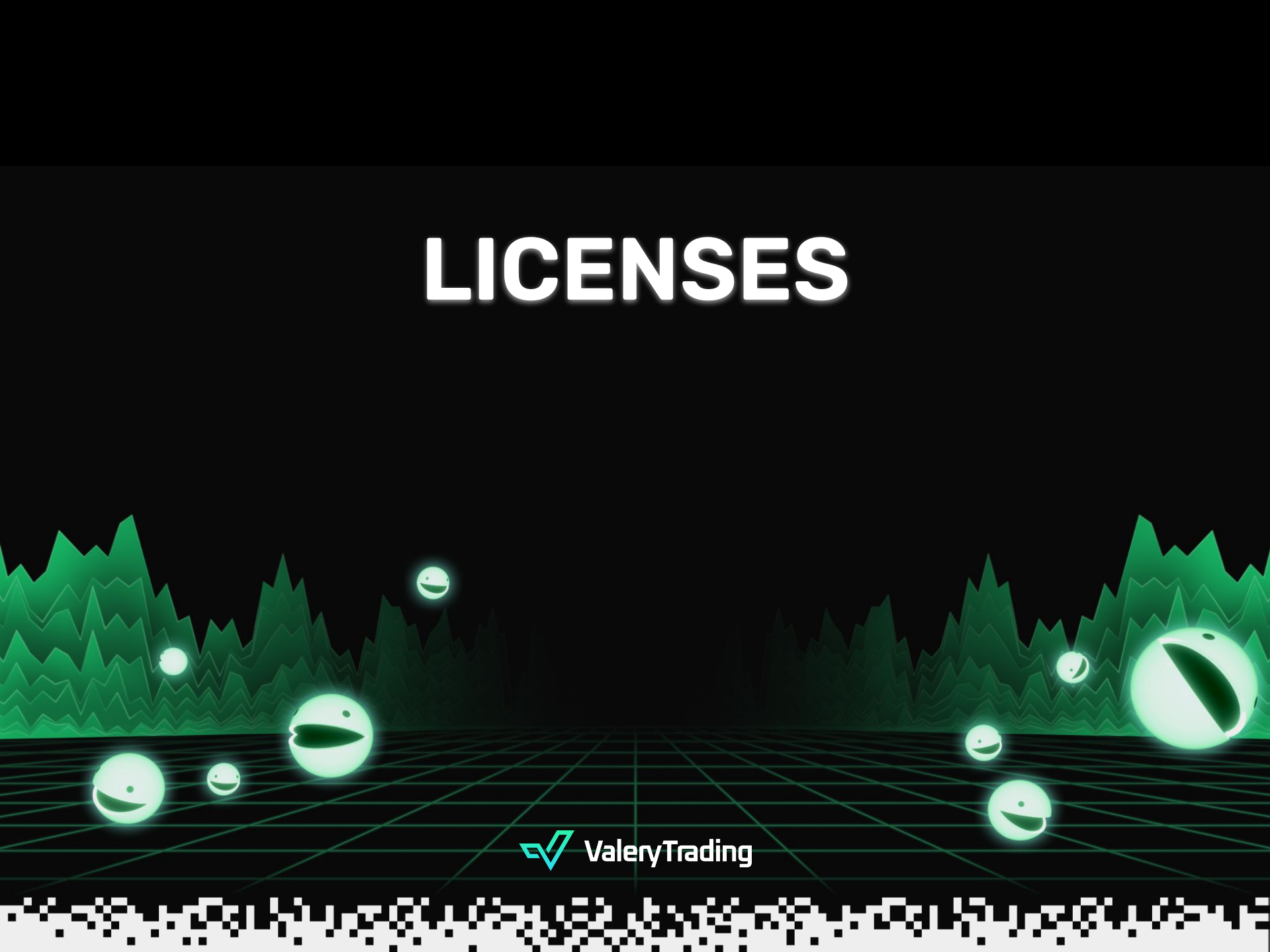
The background is a stylized Pac-Man game environment. It features a black sky, green jagged hills, and a green grid floor. Several Pac-Man characters are scattered across the scene, some with open mouths. The overall aesthetic is retro and playful.



ValeryTrading



LICENSES



ValeryTrading

How licensing works

To be able to trade with Waka Waka in your MetaTrader 4 or 5 platform, you will need to have an active license.

When you open an account in a Forex broker, you receive a MetaTrader account number.

A license simply means that we **allow your MetaTrader account number to trade** with the Expert Advisor.

Without an active license, the EAs will display an “License error!” message in their graphical user interface, and it will not be able to place trades in your account.

There are two ways to get a license to trade with Waka Waka:

1. [Free trials](#): You can test Waka Waka for free, for a period of 14 days. By opting for a free trial, you'll get unlimited access to the EA and be able to trade with it in your demo or live account. You will not be required to provide any payment details or make a commitment of any type.
2. [Purchase](#): You can gain lifetime access to Waka Waka Expert Advisor by purchasing a license through my website or the MQL5 marketplace. Along with permanent access to the EA, you'll receive free updates, free access for 2 months to a ValeryVPS server, access to the Telegram private group, and many other benefits.

In both cases, you'll need to manage your licenses through the **user dashboard** on my website.

Therefore, your first step is to go to my user dashboard and register an account, which takes only a few minutes.

If you already have an account, then you can skip that step and go directly to the free trials/purchase sections.

 [Register in my user dashboard](#)

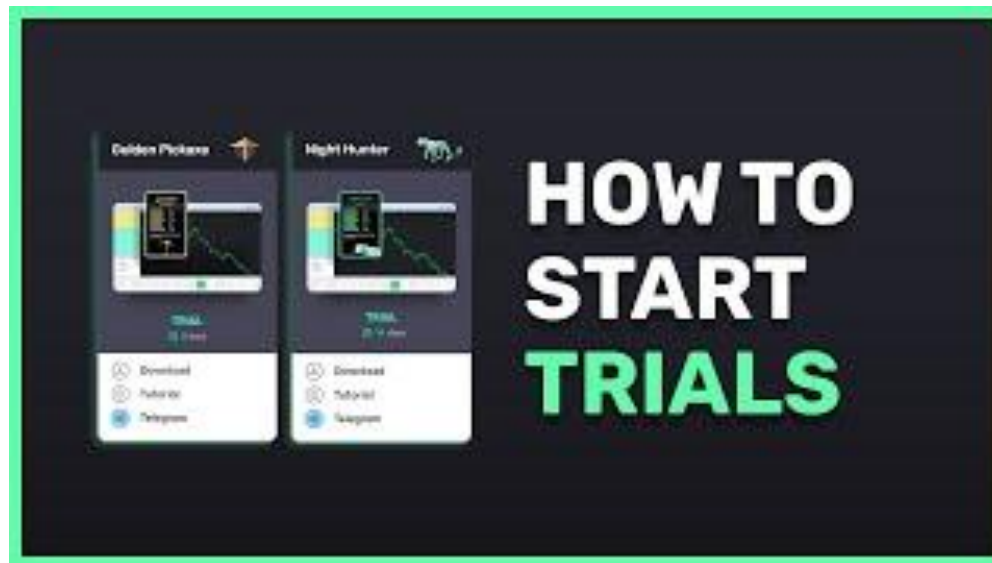
How to start your free trial

After registering in my user dashboard, you can start **14 days free trials** for Waka Waka, from the “Expert Advisors” tab in your [user dashboard](#).

You’ll get unlimited access to the EA for 14 days, and be able to trade with them in your demo or live account. You will not be required to provide any payment details or make a commitment of any type.

Mind that you will need a MetaTrader 4 or 5 account number to start your trial, so in case you do not have one, please head over to the “[brokers](#)” section of this guide.

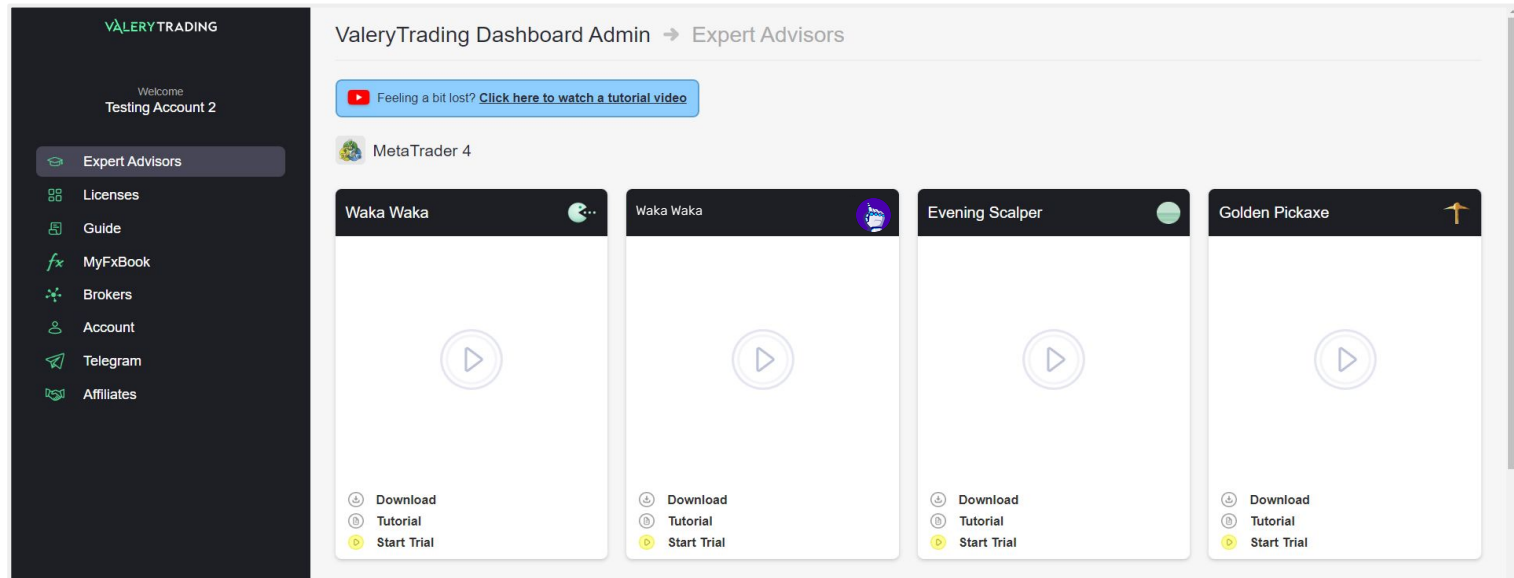
Here is a **step-by-step tutorial video** on how to start your trial, in just a few minutes. You can follow the instructions and get started within a few minutes:



How to start your free trial

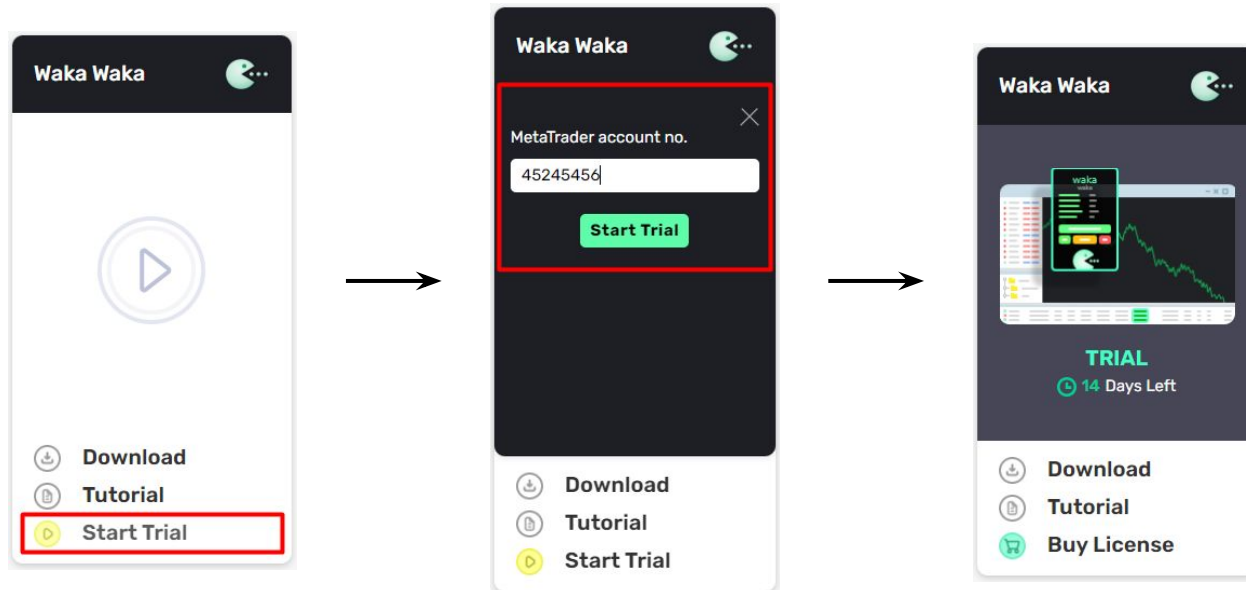
In case the step-by-step tutorial video is not enough for you, here you have a breakdown of all the steps you need to take in order to start your free trial:

1. Your first step is to access your user dashboard [sign-up page](#) and create an account.
2. After you've created your account, log into it.
3. Once inside, you will land in the user dashboard "Expert Advisors" section, which looks like this:



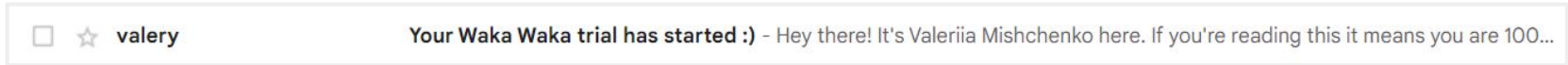
How to start your free trial

- Next, head over to Waka's AI box, choose within MetaTrader 4 or 5, and click on the **'Start trial'** yellow button.
- Enter your MetaTrader account number and click on the **'Start Trial'** green button.
- Your Expert Advisor box will 'unlock', displaying to you an image of the EA, as well as a **'TRIAL: 14 Days Left'** label. That means your trial license is now active and available for 14 days. Each day this label will be updated, and inform you how many days you have left in your trial.



How to start your free trial

After starting your trial, you will receive an automated email confirmation from me:



Receiving this email means you are now officially allowed to trade with Waka Waka, so we can move to the next section of this guide: [installation](#).

Please open this email to confirm that everything is working on your side. If you don't see a message, check your spam folder. It can sometimes end up there, depending on your spam filter settings

This will be the first email of many. For the duration of your free trial, I will be sending you valuable information on how to get the best out of my Expert Advisors, so please make sure you read them. They can make the difference between achieving success with the EAs or failing to do so.

Not only that, but I will be also sending you a few success stories of clients of mine using my EAs, so you can see what's possible and fuel your motivation to achieve what they did.

If at any point you want to stop receiving these emails, just let me know and I will stop sending them immediately to you.

How to purchase licenses

Hopefully you after going through your free trial with Waka Waka you decide you are ready to take the next step to **take your trading to the next level**, by purchasing lifetime licenses for the EA.

By acquiring a permanent license of Waka Waka, you'll receive:

- ★ 10 MetaTrader 4 or 5 account activations
- ★ Lifetime license
- ★ Free updates
- ★ 2 months of ValeryVPS access (exclusive for website purchases)
- ★ Access to private Telegram group
- ★ 1 on 1 support from developer (Valeriia)
- ★ Remote desktop configuration

The price for Waka Waka is incremental and slots are limited. That is because I want to keep the amount of users low to be able to provide the **best possible support to all of my clients**, as well as working on constantly improving the EAs and developing new ones.

By having prices which increase with the amount of clients that buy my EAs, I am able to keep the number of clients limited and controlled. I would rather have less clients and be able to ensure them an **excellent user experience** than having lots of them.

Hope you can understand.



[Buy license on the website now](#)



[Buy MetaTrader 4 license on MQL5 now](#)



[Buy MetaTrader 5 license on MQL5 now](#)

100%, 30 day money back guarantee

If you are not completely satisfied with Waka Waka, I offer a **hassle-free refund policy**. Your satisfaction is my utmost priority.

I genuinely care about the results that each of my clients achieves, to the extent that I have been called "obsessive" at times.

It's no secret that this industry is filled with bad players with malicious intentions who make false claims about their EAs, aiming to deceive unsuspecting individuals venturing into Forex trading. I've personally seen and heard about thousands of them, so I understand where the skepticism comes from.

I have dedicated significant time (+10 years) and effort to perfecting my EAs, and I am confident that they can help traders **reach their goals and potentially even fulfill their dreams**. The evidence lies in the results they produce.

To demonstrate my confidence, in the highly unlikely event that you do not fall in love with my Expert Advisors, I am prepared to **promptly refund every penny you paid**, without any questions or hesitations.

Not only that, but I am willing to extend this exceptional guarantee for a **generous period of 30 days**. Compared to the standard 7-day guarantee offered by the MQL market and the absence of guarantees on most other EA selling sites, this is an exceptional offer that showcases my commitment to your satisfaction.

It's simple: either you are satisfied with your purchase, or you get **100% of your money back**.

You have my word of honor,



Valeriia Mishchenko

Algorithmic software developer

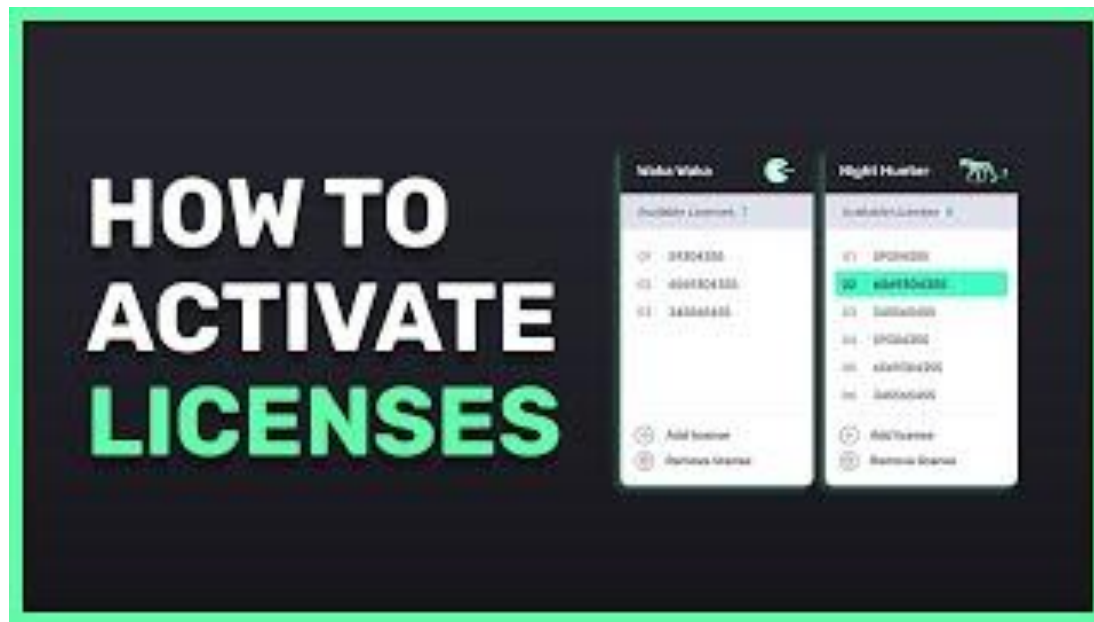
How to activate your licenses

Once you make a purchase for Waka Waka, you can activate up to 10 MetaTrader 4 or 5 account numbers from the “Licenses” tab in your [user dashboard](#) on the website.

You’ll get lifetime unlimited access to the EA, and be able to trade with them in your demo or live account. You will not be required to make any recurring payments of any kind.

Mind that you will need a MetaTrader 4 or 5 account number to activate your licenses, so in case you do not have one, please head over to the “[brokers](#)” section of this guide.

Here is a **step-by-step tutorial video** on how to activate your licenses, in just a few minutes. You can follow the instructions and get started within a few minutes:



How to activate your licenses

In case the step-by-step tutorial video is not enough for you, here you have a breakdown of all the steps you need to take in order to activate your licenses:

1. Your first step is to access your user dashboard [sign-up page](#) and create an account or log into it if you already have one.

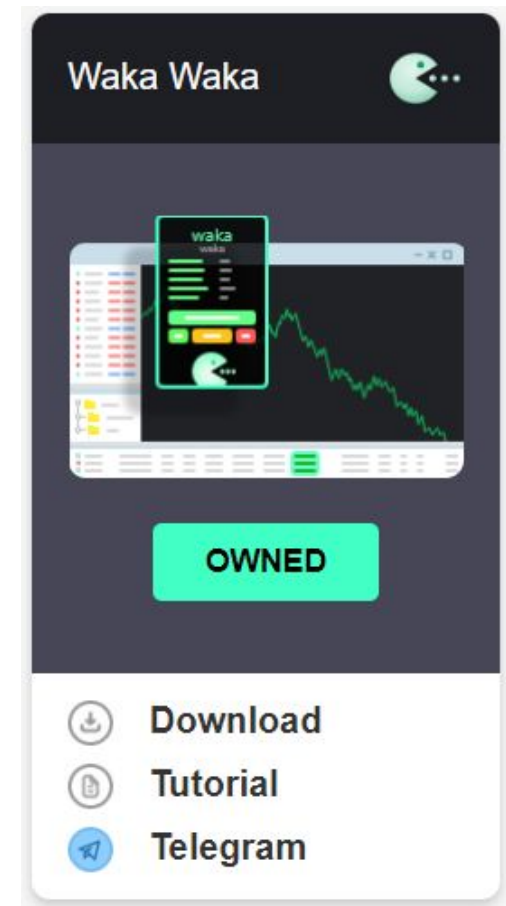
You **must use the same email address** that you used when buying the EA license, for the system to recognize your purchase.

Once inside the user dashboard, you will find the dashboard with a navigation menu to the left, and the '**Expert Advisors**' tab will be selected by default.

If you head over to the Waka Waka box, it should be unblocked, displaying a small image of the EA on a MetaTrader chart, as well as a '**OWNED**' green box message.

This means the system successfully recognized your purchase, and you can now proceed to activate your MetaTrader 4 or 5 licenses your EA

In case after your purchase you do not see your Expert Advisor there, please contact us at support@valerytrading.com and we will help you out.



How to activate your licenses

2. To activate your Waka Waka license, simply choose within MetaTrader 4 or 5, head to the EA box, and click on the **"Activate License"** button.
3. Next, enter your MetaTrader 4 or 5 account number and click on the **"Submit"** green button.
4. Once you do that, your license number will be visible and you will have one less available license. This means your EA is now **allowed to start placing trades** on that MetaTrader 4 or 5 account.



How to activate your licenses

After activating your license, you will receive an automated email confirmation from me:



Receiving this email means you are now officially allowed to trade with my Expert Advisors, so we can move to the next section of this guide: [installation](#).

Please open this email to confirm that everything is working on your side. If you don't see a message, check your spam folder. It can sometimes end up there, depending on your spam filter settings

If you do not receive this email or have any issues with license activation, please contact us at support@valerytrading.com and we will help you out.

INSTALLATION



ValeryTrading

[illegible]

How to install Waka Waka

Once you've selected a broker and opened an account with them, you can proceed to install Waka Waka in order to start trading with it.

There are three different things you will need for that:

1. VPS (Virtual private server): A virtual machine offered as a service, that can be accessed remotely. I **strongly recommend** you to install Waka Waka on a VPS to ensure they will be able to **run continuously** without interruptions, or needing to have your PC switched on all day long.
2. Trading platform (MetaTrader 4 or 5): The gateway platform that will connect your Forex broker and Waka Waka. You will be using **MetaTrader 4 or 5**, the most popular and complete platforms used for Forex retail trading.
3. Expert Advisor files: These are Waka Waka's **.EX4/.EX5 files** that you will be loading in your MetaTrader 4 or 5 platform, in order to trade with it in your account.

To make the installation process as simple and flexible as possible, you can choose two different options:

- A. "Easy installation" (recommended): Where you get everything done for you, by simply accessing to a ValeryVPS server, where you'll find Waka Waka already downloaded, installed & configured in all of the main MetaTrader brokers, ready to go. *Best for beginner/intermediate traders.*
- B. "Manual installation": Where you download, install, and configure Waka Waka by yourself, in your preferred VPS or your own computer. *Best for advanced/professional traders.*
- C. "MQL5 installation": Where you download, install and configure Waka Waka in your MQL5 VPS or own PC, directly through the MQL5 marketplace platform. *Best for existing MQL5 users.*

It's up to you which one to choose, and it will probably depend on how much experience you have with Expert Advisors and MetaTrader platforms in general.

“Easy installation”

The easy installation option gives you access to Waka Waka in the most **simple and fast way**. Instead of going through the process of downloading the EA, installing it on your MetaTrader 4 or 5 platform, and configuring your platform to allow automated trading, you get **everything done for you**.

For a lot of people, the process I mentioned above is a bit too technical and requires expertise and efforts they would prefer not to expend. If that's the case, then the easy installation is perfect for you.

The way this is made possible is through **ValeryVPS**, which is a VPS (virtual private server) designed for optimal results, customized with all of my Expert Advisors and configurations, and powered by the renowned company ForexVPS.net.

ValeryVPS is ideal for you if you want to trade with Waka Waka **already installed & configured**, ready to go on a high-performance server, and located as near as possible to the leading Forex brokers.

Originally, ValeryVPS was only available to clients who bought my Expert Advisor licenses, but now it's also accessible for everybody who's going through a free trial of any of my EAs. That means that you can try for free Waka Waka in a ValeryVPS server. If by the end of your trial you decide to buy your EA license, **you'll be able to also keep your server without cost**, for a period of 2 months.

After your 2 months free period, you can keep your ValeryVPS by moving to a paid plan, provided by ForexVPS.net. While servers at ForexVPS.net are usually around \$35-40 per month, we got a **special deal** for our clients, and you'll be able to get it for just \$30 per month.

Therefore, please have that in mind when you choose within easy or manual installation. In both cases you'll need a VPS to run my Waka Waka, but you might want to choose another VPS service which fits best your wants and needs.

“Easy installation”: tutorial video

Once you’ve licensed your account number for Waka Waka, you can start trading automatically with it in your MetaTrader 4 or 5 platforms.

To do so, your first step is to install the Waka Waka in your MT4 or MT5 platform. Getting started with the “easy installation” is very easy and takes only a few minutes.

In the following tutorial video, I will show you step-by-step instructions on how to do that:



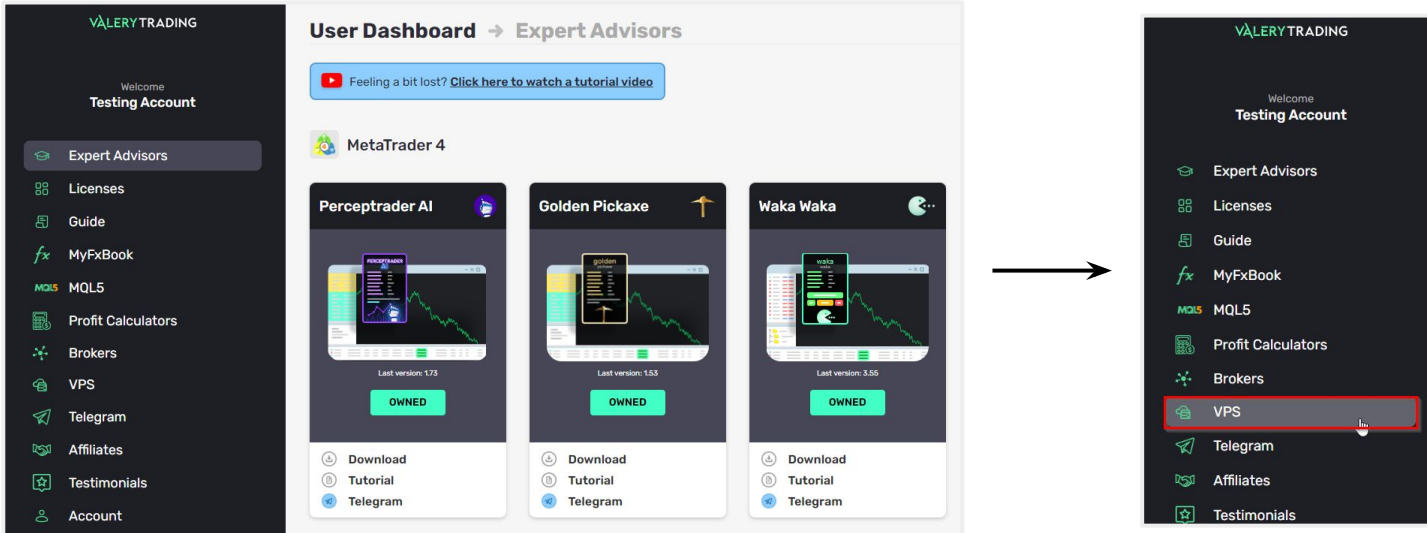
How to easily install Waka Waka (recommended)

If you find the step-by-step tutorial video insufficient, here's a simplified guide on how to easily install Waka Waka, the easy way:

1. To begin, you'll need to obtain a ValeryVPS, which is a specialized Virtual Private Server (VPS) optimized for peak Forex algo-trading performance. This VPS comes pre-configured with all my Expert Advisors and settings, and it's powered by the reputable company ForexVPS.net.

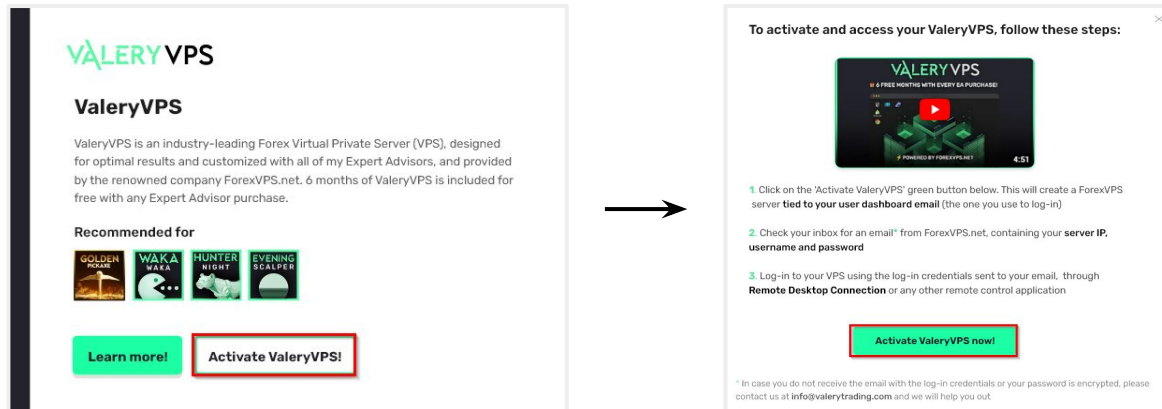
Accessing a ValeryVPS is available to you in two ways:

- a. Log in/register to the [user dashboard](#) on the website
- b. Head over to the ["VPS" section](#), by clicking on the menu to the left hand side of your dashboard

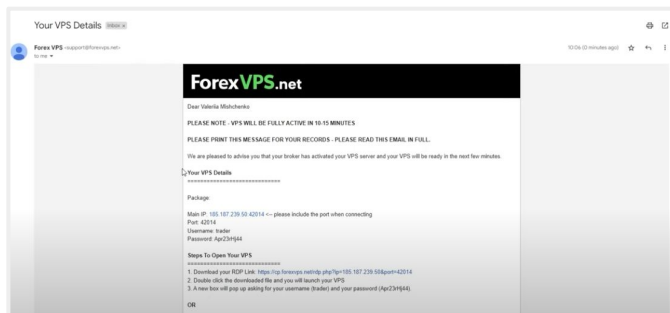


How to easily install Waka Waka (recommended)

c. Click the "Activate ValeryVPS" button. Please note that this button will only appear if you have purchased an Expert Advisor license from the website and have not previously requested a VPS, or if you are in the midst of your 14-day free trial and are requesting the VPS for the first time. A pop-up with instructions will then appear, and you should click "Activate ValeryVPS" once more.

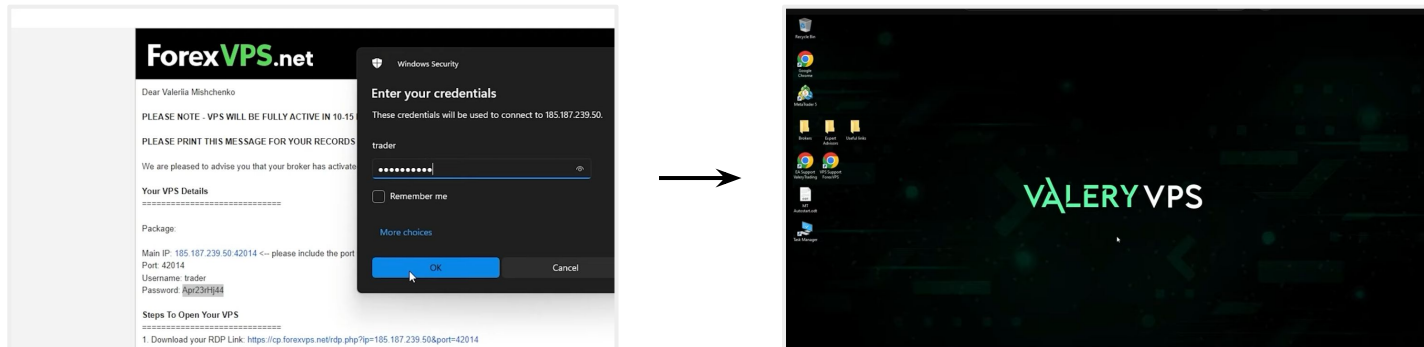


d. Review your email inbox, using the same email address you use to access your user dashboard. You will receive an email from ForexVPS.net, which will include comprehensive details about your ValeryVPS as well as your login credentials.



How to easily install Waka Waka (recommended)

e. Follow the instructions in the email and log in to your ValeryVPS.

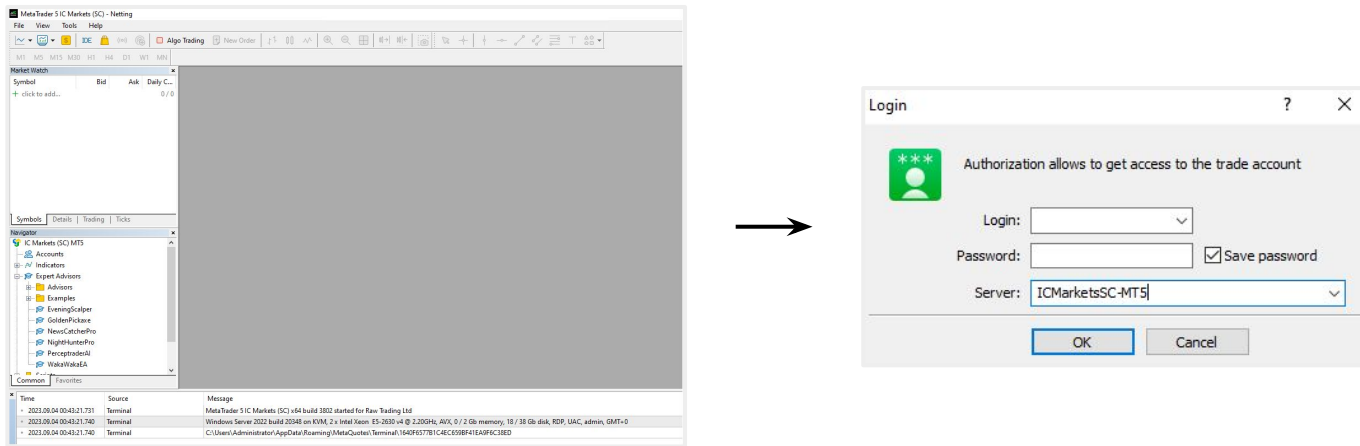


d. Once inside your ValeryVPS, you will find different folders and access files:

1. **Brokers:** You'll find a list of recommended brokers for trading our Expert Advisors in both MetaTrader 4 and MetaTrader 5 versions. All these trading platforms come pre-equipped with our Expert Advisors, ready for immediate use. If your preferred broker isn't on the list, you have the option to download it to your ValeryVPS or access it through the default MetaTrader 4 or 5 platforms, and add the custom URLs to your terminal. Please refer to point e. of [page 53](#) of this guide.
2. **Expert Advisors:** You'll find all the EAs available at ValeryTrading, including Waka Waka. Each EA has its dedicated subfolder containing .ex4/ex5 files, setup guide links, various trading set-files, and the servers.txt file. Additionally, you'll discover newsevents.txt and auto-updaters for both the EAs and news events. For more information on how to utilize these files, please refer to this resource.
3. **Useful links:** You'll find a collection of direct links for easy access to valuable resources such as MyFxBook profiles, Telegram channels, profit calculators, user dashboards, setup guides, and more.
4. **Support links:** You will find direct links to both ValeryTrading support, for anything related to the Expert Advisors and their configuration, and ForexVPS.net support, for anything related to your ValeryVPS in itself.

How to easily install my Expert Advisors (recommended)

e. Launch your preferred broker and log in to your MetaTrader account. If you cannot locate your broker in the "Brokers" folder, you have the option to either download it to your ValeryVPS or access it through the standard MetaTrader 4 or 5 platforms. If you have not yet created a broker account, please consult the ["Brokers" section](#) of this guide and establish one before moving forward.



f. Once logged in, you can proceed to open a chart, drag Waka Waka from the "Expert Advisors" folder in the navigator to the chart, configure the EA according to your wants/needs and start auto-trading.

- To ensure that the EA functions in your account, you'll require a trial or permanent license. If you haven't obtained one yet, please refer to the ["Licenses" section](#) of this guide and activate a license.
- For detailed instructions on setting up the EA and configuring its parameters once you're logged into your account with an active license, please consult the ["Setup" section](#) of this guide.
- After successfully loading the EA into your trading chart and configuring your parameters, there's no further action needed. You can close the remote desktop management window, and your ValeryVPS will remain online, allowing the EA to trade automatically on your behalf without interruptions.

“Manual installation”

The manual installation allows you to **manually set up** Waka Waka in your own computer or any VPS of your choice.

This method requires you to:

1. Run Waka Waka in your own PC or VPS of choice
2. Download and install your broker's MetaTrader 4 or 5 to your PC or VPS
3. Make some special configurations to your MetaTrader 4 or 5 platform to allow the EA to trade
4. Download Waka Waka files from my website to your PC or VPS
5. Install the EA files in your MetaTrader 4 or 5 platform folder files
6. Load the EA in your MetaTrader 4 or 5 platform charts

As you can see, there are quite a few steps that need to be followed.

Manual installation is the most popular way of setting up Expert Advisors that are not purchased within the MQL5 marketplace.

Most developers provide their EA's files and leave it to the user to download and install them wherever they prefer.

If you have **experience** dealing with Expert Advisors and MetaTrader, or want to install Waka Waka in your own PC or any VPS of your choice, then the manual installation is a good option for you.

If you do not have much experience, do not have a VPS of preference or want to save time and efforts, then the “easy setup” is probably the best option for you.

Please mind that for both methods the Expert Advisor is exactly the same, and the results you get will not be directly affected by any of them.

“Manual installation”: tutorial video

Once you’ve licensed your account number Waka Waka, you can start trading automatically with it in your MetaTrader 4 or 5 platforms.

To do so, your first step is to install the EA in your MT4 or MT5 platform. Getting started with the “easy installation” is very easy and takes only a few minutes.

In the following tutorial video, I will show you step-by-step instructions on how to do that:



How to manually install Waka Waka

In case the step-by-step tutorial video is not enough for you, here you have a breakdown of all the steps you need to take in order to manually install Waka Waka:

1. Your first step is to decide if you're going to be running Waka Waka in your own PC or in a **VPS (virtual private server)**. I strongly recommend you to run them in a VPS.

If you already have one, you can skip to the next page. In case you do not here are my recommendations:

As you do your own research, you will discover there are both **free and paid** VPS services.

Free VPS servers are **not suitable** for the operation of several terminals or for the full-fledged work of EA, since they are severely limited in computing power and/or the amount of RAM. You can use these with small testing or demo accounts, but I do not recommend using free VPS servers with big accounts.

Paid Windows VPS is **the best solution**. For 95% of all possible tasks VPS server with 2-4 cores, 4-8 gb RAM and an SSD disk will be enough. On such a VPS, you can easily run 5-10 MT4/MT5 terminals.

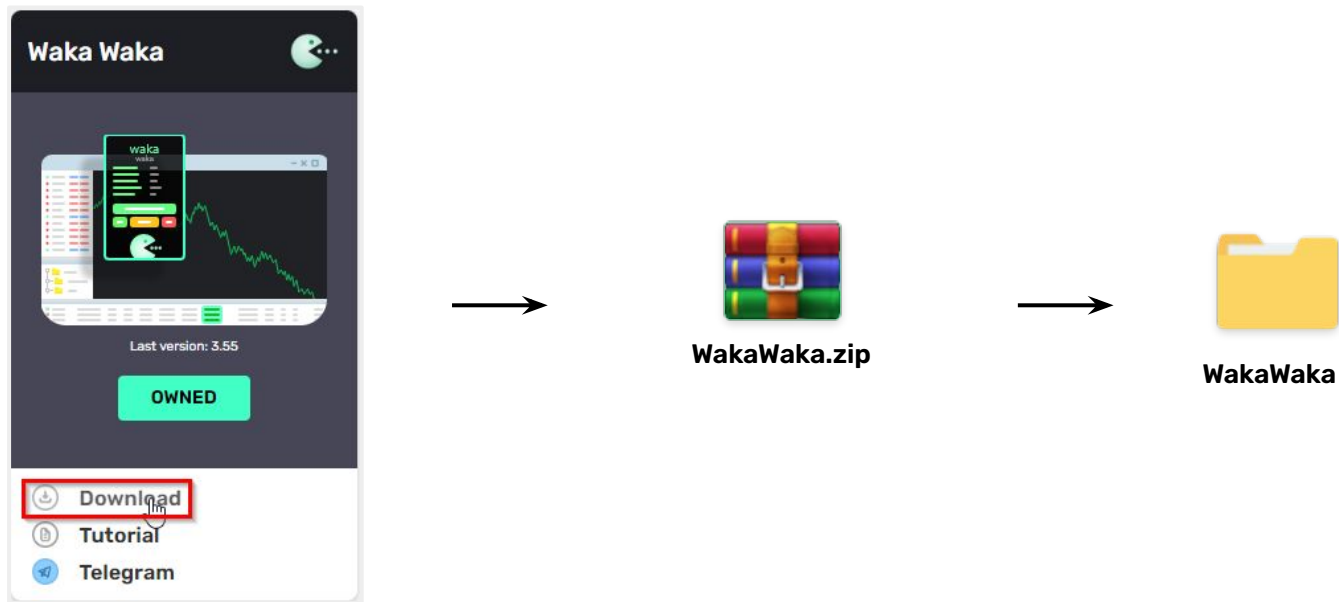
It is important that your Windows VPS is close to your broker trading server. This minimizes the delay in trading. Most broker trading servers are located in New York and London.

Based on my experience and knowledge, here are three **accessible VPS providers** that you can use to run Waka Waka without any problems:

- a. [Contabo](#)
- b. [PowerVPS](#)
- c. [Hyonix](#)

How to manually install Waka Waka

2. After sorting out your VPS, next step is to access your user dashboard [sign-up page](#) and create an account.
3. After you've created your account, log into it.
4. Once inside, you will land in the user dashboard "Expert Advisors" section. You can download there Waka Waka by clicking in the **"Download"** button in the EA box. A .zip file will be downloaded, containing all the relevant files for you to install and set up the EA.
5. Extract the files into desktop or a folder of your choice.



How to manually install Waka Waka

6. Next, head over to your MetaTrader 4 or 5 platform on your VPS and proceed to install the EA in the “Expert Advisors” folder of your terminal.

To do so:

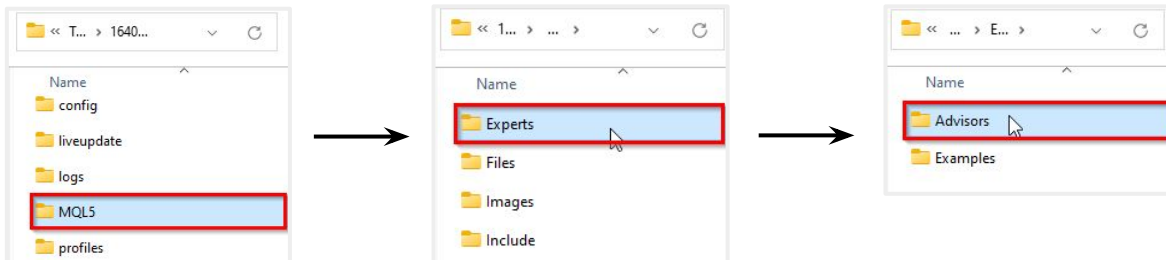
- a. Click on “File” , in the top menu



- b. Click on “Open Data Folder”

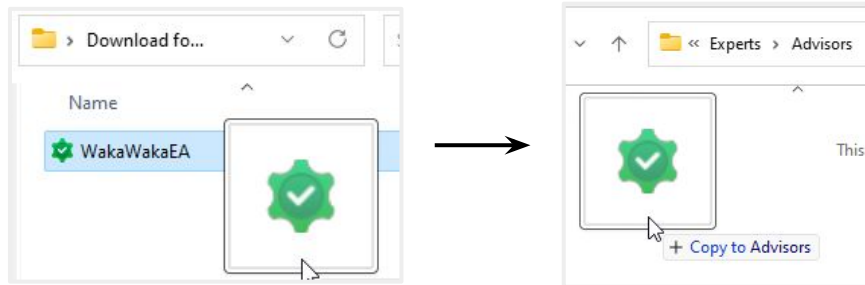


- c. A folder will pop up, now click on “MQL5” > “Experts” > “Advisors”



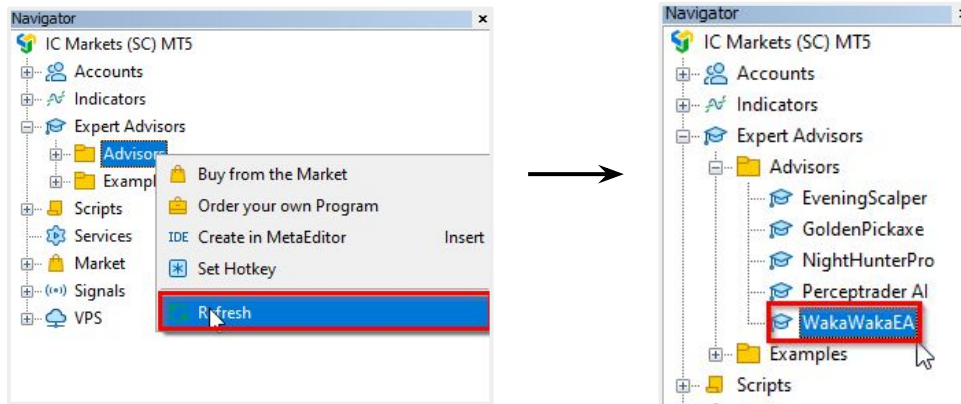
How to manually install Waka Waka

d. Drag the Waka Waka .ex4/.ex5 files from your desktop or folder of choice to the “Advisors” folder



e. Head back to your MetaTrader terminal, and locate the Navigator to the left hand side of the screen. Once there right click on the “Advisors folder”

f. Click on “Refresh” and maximize the “Advisors” folder

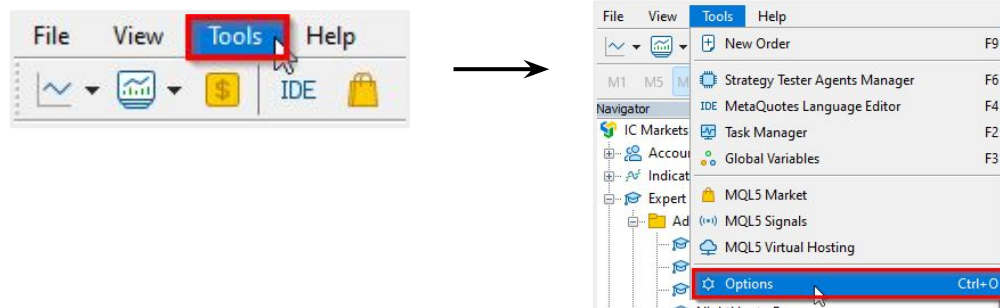


If everything was done correctly, you should see Waka Waka now in the list, ready to be used.

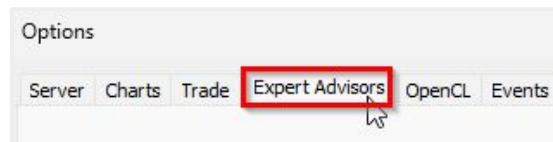
How to manually install Waka Waka

7. Once you have Waka Waka in your Navigator, you will need to make some configuration changes to your MetaTrader terminal: allow web requests and enable automated trading:

- a. On your MetaTrader platform, head to the menu on the header and click on “Tools”, and then on “Options”



- b. Head over to the “Expert Advisors” tab and click on it



- c. Check the “allow algorithmic trading” box



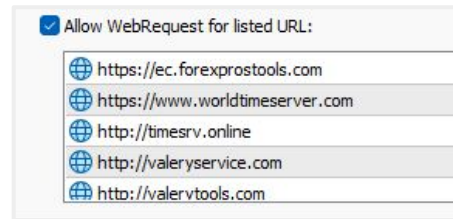
How to manually install Waka Waka

d. Check the “Allow WebRequest for listed URL:” box



e. Add the following URLs by clicking on the green “+” symbol and copy-pasting one by one :

https://ec.forexprostools.com
https://www.worldtimeserver.com
http://timesrv.online
http://valeryservice.com
http://valerytools.com



f. Click on the “OK” button and return to your MetaTrader terminal

IMPORTANT: All the URLs mentioned above are of **critical importance** for the correct functioning of Waka Waka. All my EAs use these URLs to manage licensing and economics news filtering. Failing to add them will prevent Waka Waka from working in your MetaTrader terminal, so make sure to do so.

“MQL5 Marketplace installation”

The MQL5 marketplace installation allows you to download, install and **set up** Waka Waka in your MQL5 VPS or own computer after making a purchase on the MQL5 marketplace.

This method requires you to:

1. Create an account in the MQL5 marketplace
2. Purchase Waka Waka through the MQL5 marketplace
3. Download Waka Waka to your MetaTrader terminal on your MQL5 VPS or own pc
4. Activate Waka Waka on your MetaTrader terminal on your MQL5 VPS or own pc
5. Make some special configurations to your MetaTrader platform to allow my EAs to trade
6. Load Waka Waka to your MetaTrader platform charts

As you can see, there are quite a few steps that need to be followed.

An extensive guide on how to do all this can be found in this [MQL5 article](#).

If you're already a MQL5 marketplace user and prefer to keep your Expert Advisors within their platform, feel free to do so.

For all the setup methods the Expert Advisors are exactly the same, and the results you get will not be directly affected by any of them.

VALERYVPS



 ValeryTrading

What is ValeryVPS

As explained in the “installation” section of this guide, a VPS is **strongly recommended** to anyone trading with Waka Waka.

I offer a service of Forex trading Virtual Private Servers (VPS), designed for optimal results, **customized with Waka Waka & all of my Expert Advisors**, and powered by the renowned company ForexVPS.net, called ValeryVPS.

ValeryVPS is perfect for you if you want to trade with my Expert Advisors **already installed & configured**, ready to go on a high-performance server, and located as near as possible to the leading Forex brokers.

You can learn everything about it in this video:



How to get ValeryVPS

There are two ways in which you can gain access to a ValeryVPS server:

1. By starting a free trial for any of Waka Waka and installing it using the "[Easy installation](#)".

Using the easy installation, you can get **free access to a ValeryVPS for the duration of your free trial**.

Therefore, you'll get access to the server for a maximum of 14 days. If you want to activate your ValeryVPS server when you're halfway through your trial, you will get access to it for one week, until your trial ends.

Mind that you will only get access to a ValeryVPS server for your first Expert Advisor trial. That means if you already got access to a server while on trial before, you will not be eligible to get it once again.

In order to keep your ValeryVPS, you will need to purchase an Expert Advisor license. If you buy any EA license before your 14 days trial expire, **you'll get to keep your server for free**, for a period of 2 months from the moment of your purchase. If you do not buy any EA license before your trial period expires, the server will be automatically terminated.

2. By buying a Waka Waka license and activating your server through your [user dashboard](#).

Once you purchase a Waka Waka license, you can get **free access to a ValeryVPS** server for a period of 2 months.

Two weeks before your 2 months period ends, you'll have the possibility to keep your server by moving to a paid plan provided directly by ForexVPS.net at **\$30 per month**, or simply terminate your server.

If you do not make a decision within those two weeks prior to your 2 months period end, your server will be terminated automatically.

How to activate your ValeryVPS

Once you purchase your Waka Waka license, you can get free access to a ValeryVPS server for a period of 2 months.

Mind you will not get your server until you manually activate it, from your user dashboard.

Here's a **step-by-step tutorial** video on how to activate your ValeryVPS:



How to update your Expert Advisor/news events files

One of the advantages of having a ValeryVPS is that you can update automatically Waka Waka or any Expert Advisor in a few minutes, without having to download and installing any files.

Whenever there is an update to Waka Waka or the newsevents.txt file used for back-testing, you can update the files by following these steps:

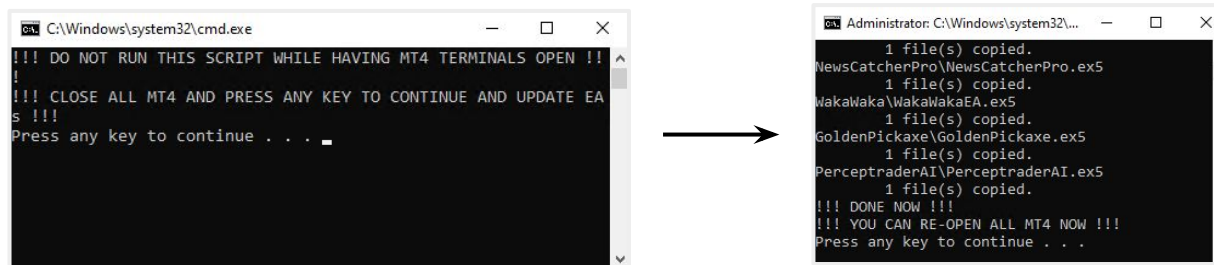
1. Look for the “Expert Advisors” folder in your ValeryVPS desktop and open it.



2. Locate the auto-updater files:

- a. “Update_EAs_from_Website.bat”: You can use this file to auto-update all the Expert Advisors to their latest version.
- b. “Update_NewsEvents_from_Website.bat”: You can use this file to auto-update the news events file to their latest version.

3. Double click on any of those files, then press any key and wait for the script to run. Once the updates are finished, you will see an “**!!! DONE NOW !!!**” success message, which means your files have been updated successfully, and are now available in your MetaTrader terminals and ready to be used.



How to renew/terminate ValeryVPS

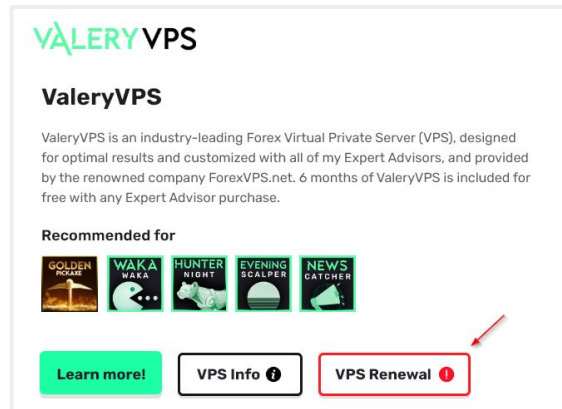
After your free ValeryVPS 2 months period ends, you'll need to decide if you want to keep your server by moving to a ForexVPS.net paid plan, or to terminate the server.

Two weeks before your period ends, we'll make a window available in the ValeryVPS section of your user dashboard, where you'll be able to make your decision. If you decide to keep it, you'll start paying **monthly invoices of \$30 to ForexVPS.net directly**, and if you decide to terminate it, the server will be deleted.

Mind that not making a decision within the two weeks prior to your 2 months period expiration, will result in **server termination**, so make sure to make your decision as soon as you can. We'll notify you via email as well, to make sure you do not miss it.

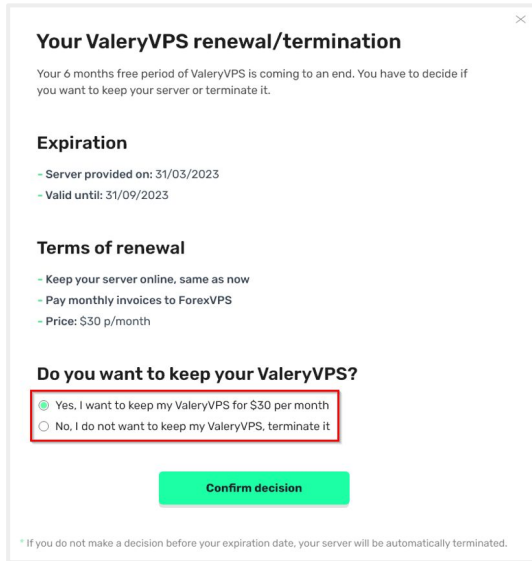
To decide if you want to renew/terminate your ValeryVPS, follow these steps:

1. Log in to your [user dashboard](#)
2. Head to the [ValeryVPS section](#)
3. Click on the "ValeryVPS renewal/termination" button



How to renew/terminate ValeryVPS

4. Decide if you want to keep or terminate your server by checking the “I want to keep my server” or “I do not want to keep my server” boxes



The screenshot shows a web form titled "Your ValeryVPS renewal/termination". It contains the following sections:

- Expiration:**
 - Server provided on: 31/03/2023
 - Valid until: 31/09/2023
- Terms of renewal:**
 - Keep your server online, same as now
 - Pay monthly invoices to ForexVPS
 - Price: \$30 p/month
- Do you want to keep your ValeryVPS?**
 - ☒ Yes, I want to keep my ValeryVPS for \$30 per month
 - ☐ No, I do not want to keep my ValeryVPS, terminate it

At the bottom, there is a green button labeled "Confirm decision". A small footnote at the very bottom states: "If you do not make a decision before your expiration date, your server will be automatically terminated."


5. Confirm your decision by clicking on the “Confirm decision” button.

Based on your decision, your server will be **kept online or terminated** at the end of your 2 months period.

Remember that if you do not make a decision before your period ends, your server will be **automatically terminated**.

If kept online, there will be no changes to your server, and you'll be receiving **invoices from ForexVPS.net** the first day of each month. You'll have 4 days in total to pay for said invoices to avoid server suspension and 3 days after that to avoid server termination.

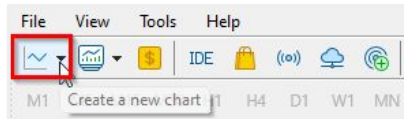
SET-UP



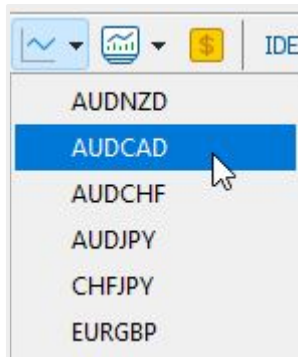
How to setup Waka Waka

After you've successfully installed Waka Waka either through the "Easy", "Manual" or "MQL5 marketplace" methods, you're ready to setup your EA on your MetaTrader charts and start trading with it.

1. Open a market chart, where you'll be loading your Expert Advisor to analyze the price movements of the currency pairs it is designed to trade
 - a. On your MetaTrader terminal, head up to the menu below the header, and click on the "Create a new chart" button

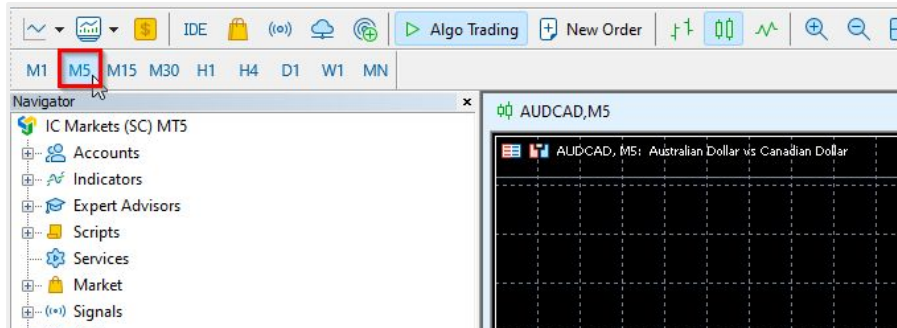


- b. Select which currency pair you want to open a chart for and click on it. The charts you use will depend on each Expert Advisor and its trading strategy. In this example, I will select "AUDCAD".

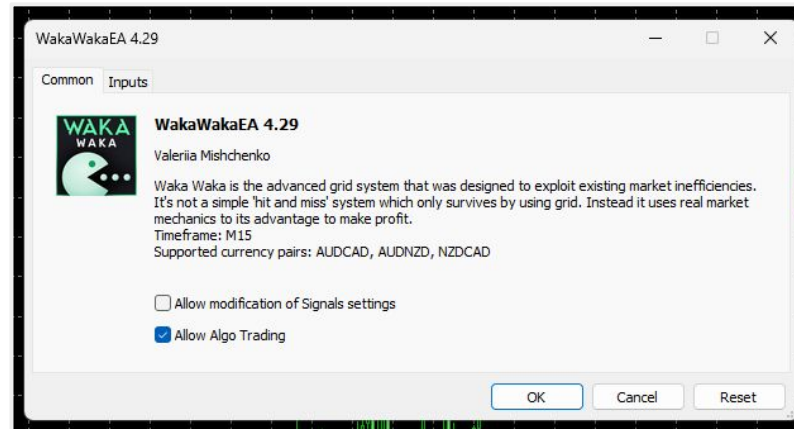
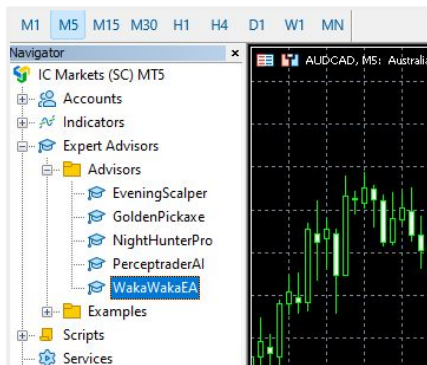


How to setup Waka Waka

3. Select the timeframe for the chart by clicking in any of the available time frames in the top menu. As Waka Waka works for 5 minutes time frame, I will set it for “M5” (5 minutes)

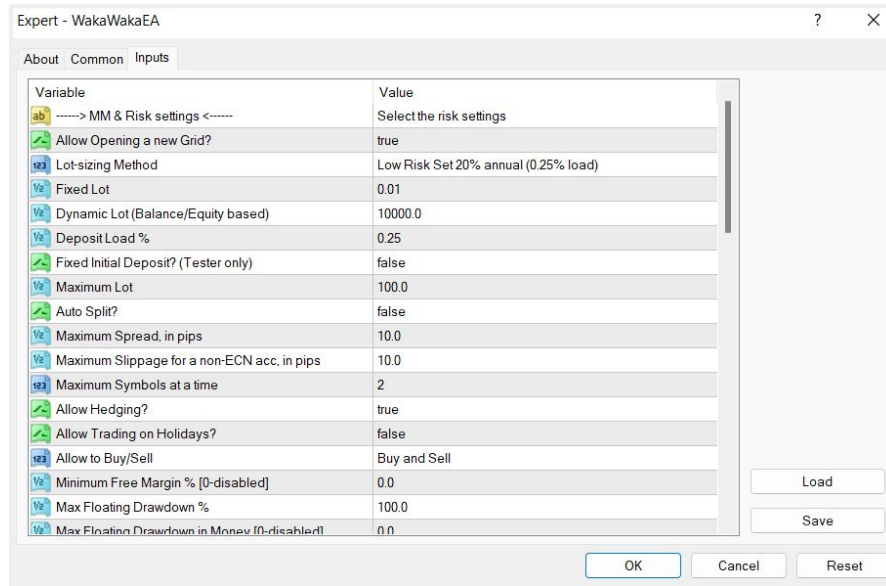


4. Head over to the “Expert Advisors” menu in the Navigator, and drag your Waka Waka into the chart.



How to setup Waka Waka

5. A window will pop up, with the Expert Advisor information under the “Common” tab and parameters configuration under the “Inputs tab”, that you can modify to fit your wants and needs.

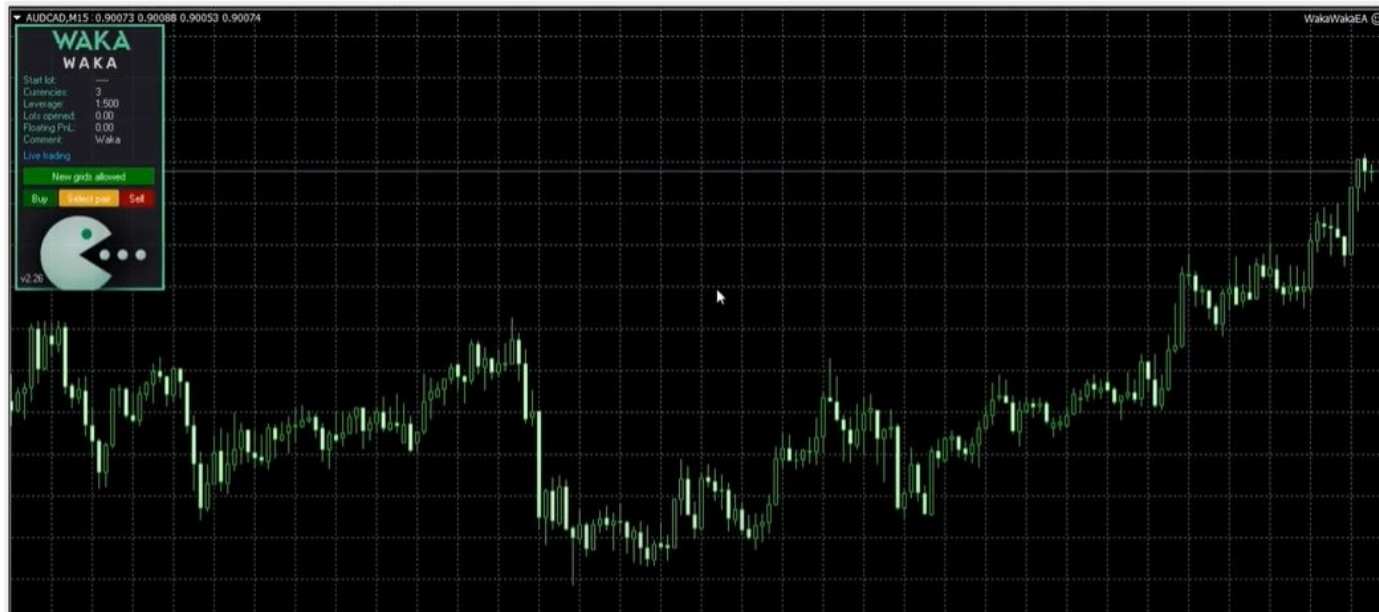


Waka Waka has **+100 configurable parameters** that will directly affect how the EA trades in your accounts and the results you get. You can find detailed information about each one of them later in this guides. The set of **parameters that load by default are the ones I recommend** to anyone starting out with my Expert Advisors. These are the same ones that I utilize on my official MyFxBook track records, so it's a good idea to stick to them.

5. Once you're done with modifying your parameters, loading a given trading set-file, or decide to stick with default parameters, click on the “OK” button.

How to setup the Expert Advisors

6. Return to your market chart and wait a few seconds for your Waka Waka to load. If everything was set up correctly, you should see a **“Live trading”** blue text message in your EA graphical interface, which indicates that it has been successfully loaded and ready to start taking trades. At this point, there is no need for you to do anything else



To verify that everything is set up correctly in case of MT 4, you can check if there is a smiley or a sad face next to the EA name on the top hand-right side of your chart. A smiley face means everything is ok, and a sad face means there is some configuration error.

In case you face any issues at this point, please contact us at support@valerytrading.com and we will be more than happy to help you!

How to fix the “License error!”

There is a possibility that when you load Waka Waka into your chart, you see a “**License error!**” message displayed in the EA graphical interface instead of the “Live trading” one.

That means your account number is not being recognized by the licensing server, and therefore not allowed to be used to trade with my Expert Advisors.

In 95% of the cases, not placing the [URLs](#) on your MetaTrader platform is what causes the issue, so make sure you verify that before anything.

Here you have a **step-by-step tutorial** on how to fix the “License error!” in just a few minutes:



UPDATES

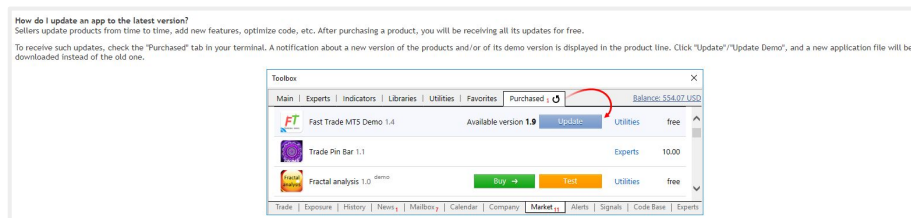


How to update Waka Waka

To ensure that Waka Waka continues to perform at its best, I consistently update it, incorporating the latest advancements in algorithmic trading and financial markets, as well as incorporating feedback and requests from my valued clients.

When Waka Waka receives an update, I strongly recommend that you also update it on your end. This can be accomplished through three different methods:

1. If you followed the **“Easy setup”** in this guide and have your Waka Waka EA installed in a ValeryVPS, you’ll just need to run an auto-updater script, located in your VPS desktop. Detailed instructions can be found in [p.59](#) of this guide.
2. If you followed the **“Manual setup”** and have Waka Waka EA installed on your own PC or VPS of preference, you’ll need to:
 - a. Re-download Waka Waka from the “Expert Advisors” section in the [user dashboard](#) in ValeryTrading’s website
 - b. Extract the updated .ex4/ex5 files and install them in your MetaTrader terminal data folder, as explained in [p.51](#) and [p.52](#) of this guide
 - c. Refresh your MetaTrader terminal navigator and reload your Waka Waka EA into your market charts
 - d. Ensure that the version of the Waka Waka you are loading is the most up-to-date
3. If you bought Waka Waka through the **MQL5 market**, you’ll need to do the update through the MQL5 platform directly. The process is pretty straightforward. You can check the “How do I update an app to the latest version?” at the end of this [article from MQL5](#).



PROP-FIRM SET FILES

What is a prop-firm & a prop-firm challenge

Proprietary trading firms, commonly known as prop firms, are specialized financial institutions that trade in various markets such as stocks, bonds, commodities, and Forex using their own capital. These firms employ traders to invest and generate profits, which complements their other activities like managing client portfolios and providing investment services.

In recent years, online prop trading firms have become prominent. They differ from traditional prop firms in that they provide traders with direct access to markets and the necessary capital, without acting as intermediaries. This model places the onus on traders to be well-versed in market dynamics, risk management, and trading strategies, as well as understanding their own trading psychology.

To support traders, prop firms offer resources like capital and demo accounts that simulate live market conditions. When traders execute trades in these demo accounts, the firm replicates them in the actual market, taking on the risk of profit or loss.

However, entering the world of prop trading is not straightforward. Aspiring traders must undergo a stringent evaluation process, often referred to as a "**challenge**," and usually pay an upfront fee. This process is designed to assess whether a trader has the necessary skills to trade responsibly and profitably, considering the significant risk the prop firm assumes by providing its capital for trading.

The **popularity** of prop firm challenges has increased notably since the pandemic in 2020.

Firms like **FTMO** are known for these challenges, which offer traders the chance to trade with the firm's capital and potentially earn higher profits.

The rigorous nature of these challenges ensures that only skilled traders are accepted, thereby reducing the financial risk for the prop firms. This has led to a growing interest in prop firm challenges among those looking to enter or advance in the trading industry.

What are prop-firm challenges conditions?

In order to pass a prop-firm challenge and become a funded trader, certain conditions and rules must be complied with:

Risk management: Prop traders must adhere to strict risk management rules to safeguard the firm's capital, such as maximum daily and overall losses. If they violate these guidelines, their account may be closed. While some prop trading firms allow traders to retake the challenge, others do not, so it is essential to carefully read the terms and conditions before signing up.

Progression: Prop traders must adhere to a progression scheme. Those who demonstrate safe and effective trading skills may have opportunities to move up the ranks and receive more trading capital. The timeframe and criteria for progression differ across firms and industries. Some firms evaluate traders after three months, while others establish progression targets at the outset.

Tradable assets: The range of tradable assets available to prop traders varies depending on the firm. Some firms focus on Forex or stocks, allowing them to tailor their support and software to specific traders.

Traders can fail a prop firm challenge and lose their initial fee in several ways, with a possible retake depending on the firm's policy:

- **Maximum Drawdown**: Firms set a loss limit, usually 4% to 10% of the initial balance. A higher limit might increase the upfront cost.
- **Maximum Daily Drawdown**: Failure can occur if traders lose a set percentage in one day, often 5% of the starting balance.
- **Time Limit**: Challenges may have deadlines, typically 30 to 180 days. Exceeding this time results in disqualification.
- **Profit Targets**: Traders must hit profit targets, generally 5% to 10%, to pass.

Despite marketing claims, these challenges are **not easy** and have multiple failure points.

Prop-firm challenges disclaimer

When considering the pursuit of a prop-firm challenge, it's crucial to approach with realistic expectations and a clear understanding of the inherent risks. Despite the allure of becoming a funded trader and the potential for significant profits, the reality is that the **success rate in these challenges is low**. The vast majority of participants, unfortunately, do not succeed in meeting the stringent criteria set by prop firms.

It's important to acknowledge that prop firms, while offering an opportunity, also operate with a business-first mentality. The statistical likelihood of passing a challenge is small. This is evidenced by data released by some of the largest prop firms in the industry, revealing that the success rate is low. Most traders do not only fail to earn profits but also struggle to recoup their initial fees. This harsh reality is often obscured by the appealing marketing of prop firms, which highlights the potential for success without fully disclosing the odds against it.

Moreover, prop firms are acutely aware of the existence and capabilities of various Expert Advisors (EAs) which have shown consistent performance on live accounts. To safeguard their interests, these firms have implemented strict rules and parameters, particularly concerning automated trading. These restrictions are designed to neutralize the advantages that EAs might provide, further complicating the challenge for traders who rely on these tools.

In conclusion, while our Expert Advisors, equipped with custom trading set files, are designed to optimize performance within the confines of prop-firm rules, they **do not guarantee success**.

The reality of prop-firm challenges is that they are very **difficult to pass**. This should not deter determined and skilled traders from attempting these challenges, but it should prompt a careful and informed approach.

Understanding the high risk of failure is key to making a well-considered decision about whether to engage in a prop-firm challenge.

How to increase your chances of passing a prop-firm challenge

As the popularity of prop-firm challenges has surged, so too has the market for Expert Advisors promising guaranteed success. However, these solutions are often ineffective.

The key issue with using popular EAs is that if too many traders employ the same strategy, prop firms can easily identify and restrict these identical trades. It's not just about the trades placed by the EAs, but how these trades adapt to the stringent rules of prop firms, especially when used simultaneously by multiple traders.

The **secret** to succeeding in prop-firm challenges lies in understanding that no EA can assure victory. The rules of prop-firm challenges are dynamic, constantly evolving to prevent exploitation. To enhance the chances of passing a challenge with an EA, it needs built-in rules and parameters that align with the ever-changing prop-firm guidelines.

This is where **specialized trading set files** come into play. These are designed to make our Expert Advisors compatible with strict prop-firm rules to avoid being limited or flagged.

Custom set files offer several advantages:

- **Adherence to prop-firm rules:** The EA operates within the strict boundaries of the challenge, preventing the account from getting restricted
- **Unique trade placement:** Randomization algorithms ensure that trades differ from other users, reducing the risk of detection by prop firms
- **Private trading set files:** Access to private set files is granted exclusively to purchasers of these EAs, offering a competitive edge.

In conclusion, while no Expert Advisor can guarantee success in prop-firm challenges, selecting one that offers tailored, prop-firm-friendly features significantly increases the likelihood of passing these rigorous tests.

How to get a custom prop-firm trading set file

With our Expert Advisors, you have the opportunity to request a custom-made prop-firm trading set file tailored to your specific needs. Simply access your user dashboard and provide details like your preferred prop firm, chosen Expert Advisor, account type, challenge type, maximum drawdown, profit target, and additional rules. Our team will craft a set file based on your specifications and make it available for download directly from your dashboard.

This personalized approach ensures that your trading strategy aligns perfectly with your objectives and the unique requirements of your chosen prop firm. Please note, this service is a benefit offered only to our clients who have purchased an Expert Advisor license, ensuring a dedicated and exclusive experience.

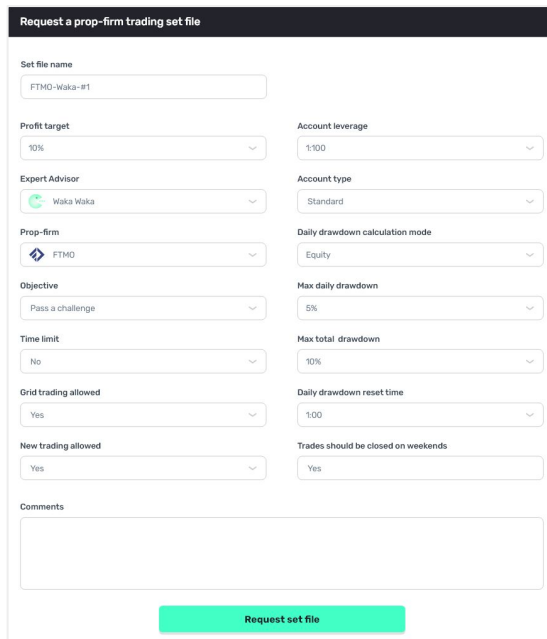
Here's a **step-by-step tutorial** video on how to request your custom prop-firm set file:



How to get a custom prop-firm trading set file

To obtain your customized prop-firm trading set file, please follow these steps:

1. Navigate to the "prop-firm set-files" section within your user dashboard. Note that this section is accessible only if you have an active Expert Advisor license.
2. In the "Request a prop-firm trading set file" menu, complete all required fields and then click the "request set file" button. The necessary information should be available on your prop-firm's website or in their documentation. If you can't find specific details, we advise contacting their support team for clarification, or you can reach out to us at support@valerytrading.com for assistance.



Request a prop-firm trading set file

Set file name
FTMO-Waka-#1

Profit target
10%

Expert Advisor
Waka Waka

Prop-firm
FTMO

Objective
Pass a challenge

Time limit
No

Grid trading allowed
Yes

New trading allowed
Yes

Comments

Account leverage
1:100

Account type
Standard

Daily drawdown calculation mode
Equity

Max daily drawdown
5%

Max total drawdown
10%

Daily drawdown reset time
1:00


Trades should be closed on weekends
Yes

Request set file

- Set file name
- Profit target
- Expert Advisor
- Prop-firm
- Objective
- Grid trading allowed (yes/no)
- New trading allowed (yes/no)
- Account leverage
- Account type
- Daily drawdown calculation mode
- Max daily drawdown
- Max total drawdown
- Daily drawdown reset time
- Trades should be closed on weekends (yes/no)
- Comments

How to get a custom prop-firm trading set file

3. After your prop-firm set file is prepared, you can download it from your user dashboard. It will be located in the “My prop-firm trading set files” section, adjacent to the “request a prop-firm trading set file” option. To download, open the set file and select the “Download” button.

FTMO-Waka-#1	
Expert Advisor	Waka Waka
Prop-firm	FTMO
Account type	Standard
Objective	Pass a challenge
Time limit	No
Profit target	10%
Account leverage	1:100
Daily drawdown calculation mode	Equity
Max daily daily drawdown	5%
Max total daily drawdown	10%
Daily drawdown reset time	1:00
Grid trading allowed	Yes
News trading allowed	Yes
Should trade on weekends	Yes
 Download set file	



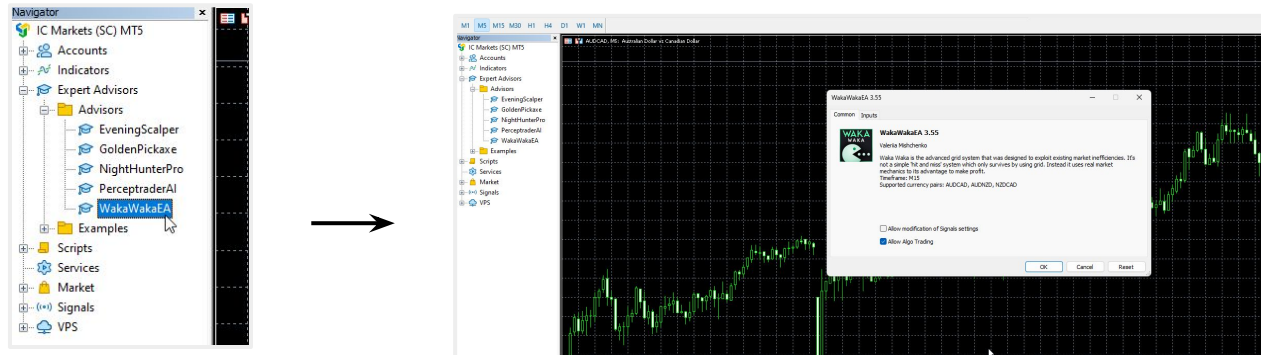
FTMO-Waka-#1.set

Once you've downloaded the set file, you're all set to upload it into your prop-firm's MetaTrader platform and begin trading. This file is always available in your user dashboard for future access, and you have the option to delete it whenever it's no longer needed.

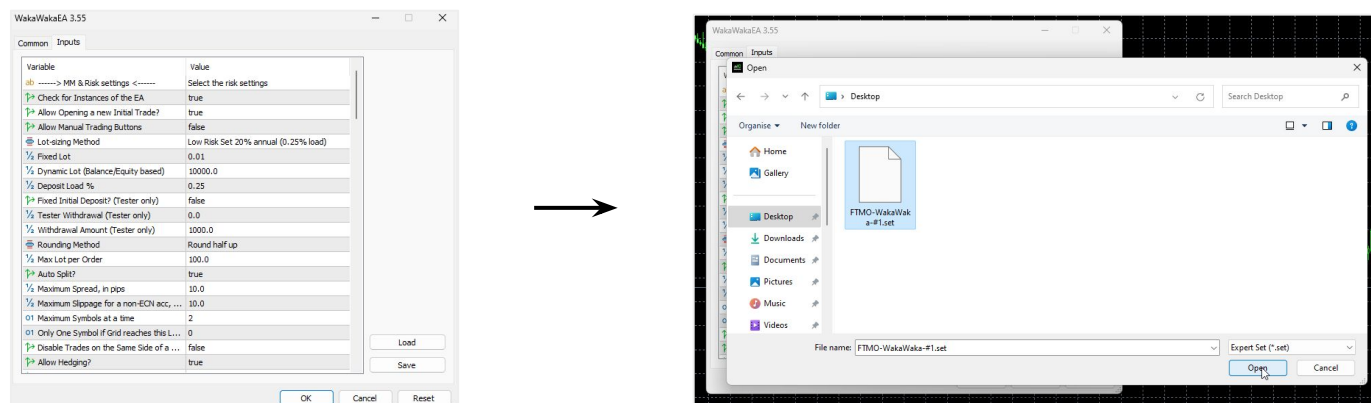
How to use a custom prop-firm trading set file

You are now prepared to integrate your trading set-file into your prop-firm's MetaTrader platform and start trading. Here's how to proceed:

1. Head over to the "Expert Advisors" in the Navigator menu, and drag the Expert Advisor for which you got the trading set file for into the chart. In this example, I will drag Waka Waka into the chart.

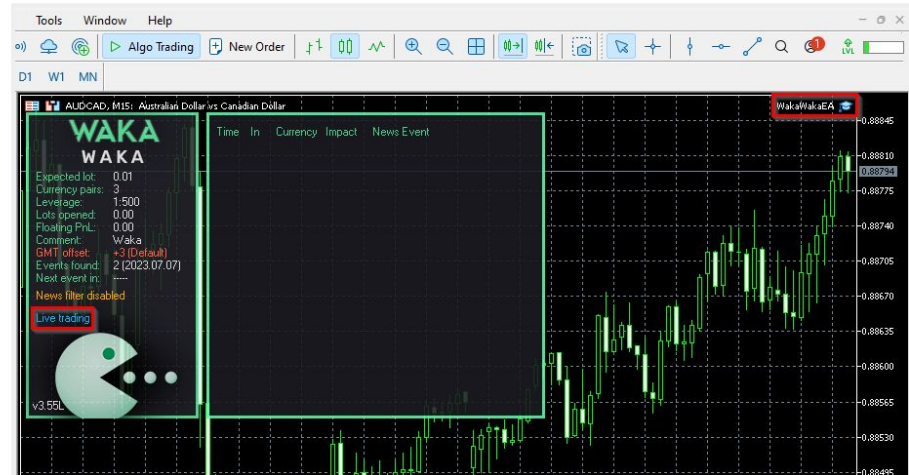
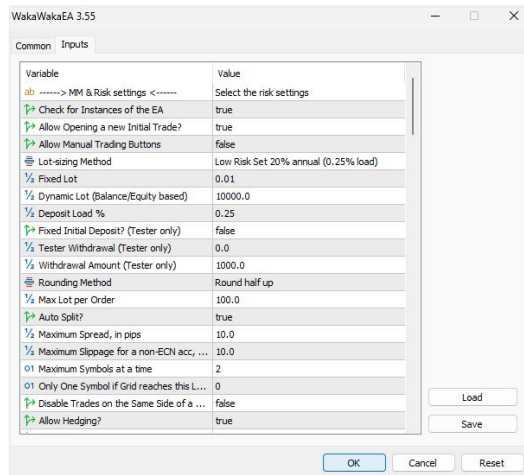


2. Navigate to the "Inputs" tab and click on the "Load" button. Then, choose your custom prop-firm trading set file from the download folder and click "Open" to select it.



How to use a custom prop-firm trading set file

3. After loading your custom prop-firm trading set file, the inputs for your Expert Advisor will automatically adjust. Simply click on the “OK” button, wait for the Expert Advisor to appear on your chart, and then enable it to start trading.




That's all there is to it!

Your Expert Advisor is now set up to automatically trade on your prop-firm account, tailored to your specific needs.

Should you have any questions or concerns about custom prop-firms, don't hesitate to contact us at support@valerytrading.com and we'll be happy to help.

GRID TRADING SYSTEMS RISKS



Money & risk management for grid trading systems

Because Waka Waka operates as a grid trading system, it is crucial to prioritize **effective money and risk management** to ensure its long-term **sustainability**.

To gain a comprehensive understanding of this critical aspect, I have prepared an in-depth exploration that covers all the **essential information**.

I highly recommend reading this material carefully before engaging in trading with Waka Waka or any other grid trading system.

1. Money management: The first thing I always start with is money management. Simply put, it's how big the lot size you want to open in relation to your deposit size. In Perceptrader AI, Waka Waka and Golden Pickaxe, it's regulated by the 'Lot-sizing Method' parameter and others related to it. In most cases, it's enough to choose one of the predefined risk levels from low to high in this parameter, and that's it. That's all money management most people will need. You can see how Perceptrader AI performed with each risk level in the [Waka Waka: Risk management](#) section of this guide.

2. Risk management. To keep it short, that's how the EA deals with drawdowns. In most cases, it's enough to use the simplest 'Max Floating Drawdown %' option. For example, if you set it to 30, the EA will close all trades in case of reaching a 30% drawdown, securing the remaining 70% of the account. However, this parameter is connected with money management. If you set too tight of a drawdown limitation with a high risk level, it'll frequently be triggered during normal work of the EA, interfering with its trading. E.g., it doesn't make sense to choose high risk and set the maximum drawdown at 5%. That'll make you bump into this drawdown limitation time and time again, ultimately meaning losses. I usually recommend setting this value above the maximum drawdown seen in the tester.

If you can't test the EA properly yourself, I have already compiled long-term test results in the [Waka Waka: Risk management](#) section of this guide, as mentioned previously.

Money & risk management for grid trading systems

3. Default parameters: People frequently ask me what settings of the EA should they use. The answer is that I use default settings and think they are the best in most cases. This sounds boring, but profitable professional trading and investments are always boring. There's a saying about that attributed to Warren Buffet: *"Beware the investment activity that produces applause; the great moves are usually greeted by yawns"*. If you are bored with trading and investments, it usually means you are on the right track.

There are plenty of variables in my EAs that change results significantly: from core parameters of the system (how to choose an entry), to exit parameters (TP level) and grid settings (coefficients and grid spacing). What some people don't understand is that default values are not chosen randomly. They are a result of careful market research aimed at identifying market reversal levels. Default parameters of the EA work together with the aim of exploiting existing market reversals on the pairs it trades. If you change an entry level, TP value, or grid setting, you might interfere with this logic.

For example - if you make the TP value larger, the EA will exit trades later, and the reversal level might not be enough to close trades and get out of a trending movement. If you change grid coefficients to, let's say, 1-1-1 (so that all orders have the same lot size), you will interfere with the trading logic, making it much more difficult for the EA to get out of the grid. Of course, if you are a professional trader, you know it very well and may ignore this recommendation. But if that's the case, this whole post is just $2 \times 2 = 4$ for you, and you won't find it particularly useful. If you found something new or interesting in it, chances are, default parameters are better for you.

4. Make sure your money management is in line with your deposit size and account leverage: By definition, one can't use high risks with a 1:30 account leverage. The same goes for \$100 - it's impossible to use low risks with a small deposit size.

You can find historical values and deposit size recommendations at the same table mentioned before, in the [Waka Waka: Risk management](#) section of this guide.

Money & risk management for grid trading systems

5. Make sure your VPS works 24/5: If the EA entered a position, then your VPS went offline for a day or two and was not in the market to catch a reversal, it may bring losses to you. Make sure your VPS is stable and also put the terminal in the startup folder of your system. In this case, if your VPS is restarted (which happens every once in a while with any server), the terminal will get back online as soon as the server gets up and running.

If you do not have a VPS yet, I recommend you to check the [“ValeryVPS”](#) section of this guide.

6. Take it seriously and plan ahead: What you might not have understood when reading this information is that each example I have outlined above is real. There were users of my EAs who used high risks with a tight drawdown limitation at 5%, there were users who changed grid coefficients, some used the EA with a small deposit and high risk on a 1:30 leverage account, and so on.

Each of these examples meant losses. Each of these rules meant someone lost real money.

There is a saying in the health and safety industry that *“all safety regulations are written in blood”*. It’s true, and the same goes for the rules outlined in these few pages. Each of them is written with losses of traders.

It’s smart to take all of them into account and trade accordingly, with strict risk and money management in place.

PARAMETERS



VALERYTRADING

Inputs

Once you load Waka Waka on your chart, pop-up box will appear showing settings of your EA. Make sure that all the settings and alerts are correct before clicking OK. A full list of settings is located in the next slides.

If your broker uses a suffix (e.g. EURUSD.a) you should update names in the Symbols separated by comma parameter (e.g. AUDNZD.a,AUDCAD.a,NZDCAD.a)

Variable	Value
ab -----> MM & Risk settings <-----	Select the risk settings
Allow Opening a new Grid?	true
Lot-sizing Method	Low Risk Set 20% annual (0.25% load)
Fixed Lot	0.01
Dynamic Lot (Balance/Equity based)	10000.0
Deposit Load %	0.25
Fixed Initial Deposit? (Tester only)	false
Maximum Lot	100.0
Auto Split?	false
Maximum Spread, in pips	10.0
Maximum Slippage for a non-ECN acc, in pips	10.0
Maximum Symbols at a time	2
Allow Hedging?	true
Allow Trading on Holidays?	false
Allow to Buy/Sell	Buy and Sell
Minimum Free Margin % [0-disabled]	0.0
Max Floating Drawdown %	100.0
Max Floating Drawdown in Money [0-disabled]	0.0

Load

Save

OK Cancel Reset

Waka Waka: Parameters

- 'TF for OPO method' - timeframe for the 'Use OPO method to handle TP' feature: the EA will close trades using open prices only on the TF of your choosing
- 'TakeProfit for Grid' - now it allows any value including zero and negative. The weighted TP can be set with a separate 'Weighted TakeProfit' option
- 'Do not adjust TP unless new grid level opened' - if true, the EA will adjust TP of open positions only when a new grid level is opened. The user can manually set their own TP, which will stay current until the EA opens a new grid level
- 'Fixed Initial Deposit (Tester only)' - lot size will be calculated based on the initial deposit, new profits will not be taken into account
- 'HourToStartTrading' - hour to start trading
- 'HourToStopTrading' - hour to stop trading
- 'Keep Original Profit Level & Lot Size' - When skipping grid level, the EA will keep profit target from the original (standard) strategy. It helps boost performance. The EA still needs 'marker orders'
- 'Allow sending SL & TP along with an order (for a non-ECN acc.)': if true, then the EA will send SL & TP along with orders. If false, then SL & TP will be set after the order is sent and executed.
- 'Randomize TP/SL Levels': if enabled, Waka Waka will randomly slightly change the TP/SL levels. This option allows you to have a unique TP/SL.
- 'Max Random Delay before sending Orders, sec [0-disabled]': maximum random delay in seconds before sending an order. Values over 15 seconds are not recommended.

Waka Waka: Parameters

- 'Trade on Monday/Tuesday/Wednesday/Thursday/Friday': enable/disable trading on Monday/Tuesday/Wednesday/Thursday/Friday.
- 'Check Margin for all Grid Levels': if true, the EA will check if there is enough free margin to open all grid levels at the same time. If not enough, the initial lot size will be reduced.
- 'Check Bars for Errors': if true, the EA will check the relevance of historical data and bar opening time. Turn it off if your broker uses non-standard bar opening time (for example hh:02, hh:17, hh:32, hh:47).
- 'Show Stats': show a panel with statistics.
- 'Font Size (1...8)': reduce this value if you're having trouble with the info panel.
- 'Disable Automatic GMT Detection': set it to 'true' to disable automatic GMT detection. You can use the 'GMT Test/Manual' and 'DST Test/Manual' parameters to manually set the GMT offset in live trading.
- 'GMT(DST) Test/Manual': GMT offset in winter and DST in Tester.
- 'News Filter Enabled': on/off News Filter
- 'Wait Minutes Before/After Event': suspend trading before/after the news.
- 'Disable Trading on Holidays': enable/disable trading on bank holidays according to the real-time Economic Calendar (<https://www.investing.com>). This filter is currency-specific. For example, with it, EA won't take trades on USD pairs during bank holidays in the USA. It also works in Strategy Tester.
- 'Medium Impact News': enable/disable news events with medium impact (2 stars news).
- 'Low Impact News': enable/disable news events with low impact (1 star news).
- 'Speaks': if false, then the EA will not take into account news events marked as Speeches/Speaks.

Waka Waka: Parameters

- News List Refresh Rate: news events list update frequency (selection from the drop-down list)
- Show News List: displays a list of upcoming news events to the right of the info panel.
- Disable Built-in News Filter Settings - disables the built-in news filter settings, allowing you to fine-tune the news filter.
- Custom Events (separated by a comma, disabled if empty): custom rules allowing you to fine-tune the news filter.
- Format: Key[-Currency pair],Key[-Currency pair],.....,Key[-Currency pair]

Key - the currency of the news event or keyword in the news header. You can use multiple currencies without a separator, for example, USDAUDGBP.

If you specify a keyword, the letter case does not matter. For example, FOMC.

[-Currency pair] - optional parameter specifying which currency pair the rule applies to. For example -EURUSD.

Example: USD,AUDGBP-GBPUSD-NZDUSD,CHFEUR-EURUSD,FOMC,Rate-AUDCAD

USD, - takes into account all news events for USD on all currency pairs

AUDGBP-GBPUSD-NZDUSD, - takes into account all news events for AUD and GBP on GBPUSD and NZDUSD currency pairs

CHFEUR-EURUSD, - takes into account all news events for CHF and EUR on the EURUSD currency pair

FOMC, - takes into account news events with the word (or part of the word) FOMC in the header on all currency pairs

Waka Waka: Parameters

Rate-AUDCAD - takes into account news events with the word (or part of the word) Rate in the header on AUDCAD currency pair

Each rule must be separated by a comma. if 'Disable Built-in News Filter Settings'=false, then the custom rules are in addition to the built-in ones. The built-in settings are as follows:

USD,EUR-EURUSD,GBPEUR-GBPUSD-EURGBP,CAD-USDCAD,CHF EUR-USDCHF-EURCHF,JPYCHF-CHF JPY,JPYEUR-EURJPY,JPYAUD-AUDJPY,CADAUD-AUDCAD,CADEUR-EURCAD,AUDEUR-EURAUD

- TakeProfit #1/2/3 after this Level [0-disabled] - adjusts the TP once the specified Grid level is reached
- TakeProfit #1/2/3 after X bars [0-disabled] - adjusts the TP after reaching a specified number of bars
- TakeProfit #1/2/3 [can also be negat., 0-breakeven] - take profit for grid after reaching a specified number of bars or grid level. Values can be positive, negative, or 0 - breakeven
- 'Stock Market Crash Filter Enabled': enable/disable the stock market crash filter.
- 'Stock Market Symbol': symbol name of the S&P500 stock index of your broker. It is usually called something like US500 or SPX500 (press Ctrl+U to see all symbols).
- 'Filter Period' - period of the stock market crash filter.
- 'Max Historical Volatility (HV)': max. annualized standard deviation of H1 returns (HV in %).
- 'Block Trading for the Entire Day': prohibits opening new trades throughout the day if HV hits the specified level just once at any moment during the day.
- 'Check for Instances of the EA': checks that only one instance of the EA is running at a time. If EA detects other instances with the same UID, trading will be disabled.
- 'Symbol Suffix': here you can specify a symbol suffix if your broker uses one.

Waka Waka: Parameters

- 'Max Daily Drawdown Limit in Money FTMO Rules [0-disabled]': maximum daily drawdown limit in MONEY, calculated according to the FTMO rules. Non-trading operations (like withdrawals) during the day are not taken into account.
- 'Max Daily Drawdown Reset Hour FTMO Rules (Broker time)': hour to reset the max. drawdown with the prop firm.
- 'Handle Max Drawdown Events on Every Tick': enable/disable drawdown event handling on every tick (instead of once a minute which is used by default, it may consume more CPU resources).
- 'Minutes to Start Trading': minutes to start trading (for initial orders only).
- 'Minutes to Stop Trading': minutes to stop trading (for initial orders only).
- 'Allow Manual Trading Buttons': enable/disable manual trading buttons that allow you to manually open an initial trade: the EA will pick up the manually opened trade and manage it as usual. The buttons are affected by the following parameters: Symbols, Maximum Spread, and Maximum Symbols at a time.
- 'Rounding Method': allows you to choose the method of rounding fractional lots to calculate trading lot sizes.
- 'Rollover Start Hour': rollover start hour.
- 'Rollover Start Minutes': rollover start minutes.
- 'Rollover End Hour': rollover end hour.
- 'Rollover End Minutes': rollover end minutes.
- 'Send Orders During Rollover Time': enable/disable sending orders (including grid trades) during rollover time.

Waka Waka: Parameters

- 'Max Open Lots (Filter)': the EA will not send new initial orders if the volume of all positions opened by the EA exceeds the specified value
- 'Max Daily Drawdown Limit % FTMO Rules' - maximum daily drawdown limit, calculated according to the FTMO rules. Non-trading operations (like withdrawals) during the day are not taken into account
- 'Remove TakeProfit During Rollover': removes TP for all orders at the specified rollover time. This option helps to avoid closing trades via TP during bad trading conditions since slippage can turn a profitable trade into a losing one.
- 'Custom Symbol Multipliers separated by comma': here you can set multipliers to calculate trading lots for each pair, for example, 1.0,0.7,0.9. This means that the first pair (specified in the 'Symbols separated by comma' parameter) will be open normally, but the second and third will have smaller lots, multipliers 0.7x and 0.9x.
- 'Working TF for BB and RSI': allows you to set working TF for BB and RSI indicators.
- 'Percentage Pips Mode': enable/disable percentage pips mode. 1 percentage pip = $0.0001 * \text{Current Price}$.
- 'Custom Multipliers sep. by comma': custom multipliers for each GRID step separated by a comma, for example - 1,2,4,8,12,18,27,41. This parameter has a higher priority.
- 'Trailing SL Size, in pips [0-disabled]': trailing stop in pips based on the grid breakeven point (=weighted average entry price of all orders including SWAPs and commissions).
- 'Trailing SL Start, in pips': number of pips in profit at which the trailing SL is activated.
- 'Tester Withdrawal (Tester only)': the withdrawal will take place if the account equity exceeds the specified value.
- 'Withdrawal Amount (Tester only)': amount to withdrawal.

Waka Waka: Parameters

- Portfolio Mode - allows you to run more than one set file (instance of the EA) and/or my other EAs (instances of Perceptrader AI and Golden Pickaxe) on the same account so that the EAs do not open new initial trades simultaneously.
- Initial Delay for Portfolio Mode, ms - time delay, which will be set automatically based on the UID value. This delay is necessary to ensure one set file recognizes the opened trades of another and skips the trading signal.

Please note that set files of the same EA must have a unique UID!

For example, if you run 2 set files on the same account and want to prevent the same pair from being opened by both set files simultaneously, then I recommend setting as follows:

First set file: Portfolio Mode=true, UID=0

Second set file: Portfolio Mode=true, UID=1

- Consider PAI Orders (Portfolio only) - the EA will take into account open trades of Perceptrader AI in portfolio mode.
- Consider GP Orders (Portfolio only) - the EA will take into account open trades of Golden Pickaxe in portfolio mode.
- Basic Magic Number - this option allows you to change the basic magic number of all trades. Magic numbers of trades/orders are calculated according to the following formula:

[Direction][BasicMagicNumber+UID][TradeNumber], where

- Direction - 1 for Buy, 2 for Sell
- TradeNumber - the number of trades from 00 to 99. 00 - for the initial trade, 01 - for the first averaging trade, and so on.

For example: 28457000, 18457003.

Waka Waka: Parameters

- Pause Between Grid Trades, in min - a minimum pause between grid trades in minutes.
- Cover Swaps - if true, the EA adjusts the TP to cover any possible loss due to the swap. Set it to false if you want to deactivate this option.
- ML-based Pattern Recognition & Filtering - enable/disable filtering of trades using ML-based candlestick pattern filter. The filter increases the trading quality, but reduces the number of trades.
- ML-based Pattern Filter Threshold - the minimal predicted probability that a trade will result in profit.
- Reverse Strategy - allows you to take the order in the other direction on a signal. For example, you can set the EA to follow the trend instead of countering it.
- Open Opposite Trade - if true, the EA will open an additional initial trade in the opposite direction as soon as the initial order/trade is executed.
- Max Daily Drawdown Type FTMO - allows you to customize the daily drawdown calculation.
- Do Nothing if During Rollover - set to true if you want to ignore max. drawdown checks during rollover.
- Increase Take Profit, in pips [0-disabled] - specified number of pips to be added to TP during news events.
- Hour to Close & Stop Trading on Friday [0-disabled] - possibility to stop the EA on Friday at a specified hour.
- Max Open Lots Adjusted For... - allows you to adjust Max Open Lots for balance or equity so that it will grow proportionately.

Waka Waka: Parameters

- Force Basket Closure once the Initial Order is Closed - option to force basket closure once the initial order/trade is closed by TP or by manual intervention.
- Send Push Notifications after this Level [0-disabled] - sends a push notification if a trade above the specified level is opened. You need to allow push notifications in the terminal settings and specify your MetaQuotes ID.
- Max Floating Drawdown % for each Symbol, separated by comma - allows you to specify the max. drawdown % separately for each symbol.
- 'Remove TakeProfit During Rollover': removes TP for all orders at the specified rollover time. This option helps to avoid closing trades via TP during bad trading conditions since slippage can turn a profitable trade into a losing one.
- 'Custom Symbol Multipliers separated by comma': here you can set multipliers to calculate trading lots for each pair, for example, 1.0,0.7,0.9. This means that the first pair (specified in the 'Symbols separated by comma' parameter) will be open normally, but the second and third will have smaller lots, multipliers 0.7x and 0.9x.
- 'Working TF for BB and RSI': allows you to set working TF for BB and RSI indicators.
- Percentage Pips Mode': enable/disable percentage pips mode. 1 percentage pip = $0.0001 * \text{Current Price}$.
- 'Custom Multipliers sep. by comma': custom multipliers for each GRID step separated by a comma, for example - 1,2,4,8,12,18,27,41. This parameter has a higher priority

Waka Waka: Parameters

- 'Trailing SL Size, in pips [0-disabled]': trailing stop in pips based on the grid breakeven point (=weighted average entry price of all orders including SWAPs and commissions).
- 'Trailing SL Start, in pips': number of pips in profit at which the trailing SL is activated.
- 'Tester Withdrawal (Tester only)': the withdrawal will take place if the account equity exceeds the specified value.
- 'Withdrawal Amount (Tester only)': amount to withdrawal.

Waka Waka: Risk management

When trading with a grid you do not usually experience realized losses, but you get floating drawdowns from time to time. Significant ones are usually rare, but it all depends on risks you set

You can set very high risks and lose the whole deposit in one go even on a small market movement or you can use lower risks and survive even another 2007-2009 financial crisis without a scratch

How to best deal with that? I usually recommend doing the following:

Imagine the biggest floating drawdown you can handle with the EA. Multiply that by 2. After that select risks level with which you did not have the historical drawdown exceeding this multiplied value

Why should you multiply the drawdown? Any trading system will eventually surpass the historical drawdown. Grid trading has a larger risks variability over time, so it needs this x2 margin to account for many things that will happen in the future that we don't know yet

Below you can find the table with Waka Waka test results on high-quality tick data from different sources:

Historical data	Risk settings	Backtest Period	Years	Min & Initial balance, \$	Net Profit, \$	Statistics					
						Total trades	Recovery Factor	Equity Max DD, %	Max lever. used	Min margin level, %	Annual return*, %
MT5 Dukascopy real ticks, 100ms delay, portfolio of 3 pairs	Low Risk Set 20% annual (0.25% load)	2006-2021	15,5	6000	71874,26	12193	32,24	10,94	17,81	561,41	17,38
	Mid Risk Set 40% annual (0.5% load)	2006-2021	15,5	3000	586788,83	12193	17,25	19,41	35,25	283,68	40,55
	Significant Risk Set 80% annual (1.0% load)	2006-2021	15,5	1500	66703924,22	23591	8,83	32,04	69,03	144,87	99,47
	High Risk Set 120% annual (1.5% load)	2010-2021	11,5	1000	90257647,64	26857	6,01	32,44	67,70	147,7	169,72
	High Risk Set 120% annual (1.5% load)	2006-2009	4	1000	74722,27	2083	6,37	55,76	118,71	84,24	194,01
MT5, IC Markets real ticks, 100ms delay, portfolio of 3 pairs	Low Risk Set 20% annual (0.25% load)	2007-2021	14,5	6000	41504,54	11552	23,72	5,23	7,98	1252,75	14,27
	Mid Risk Set 40% annual (0.5% load)	2007-2021	14,5	3000	237048,17	11553	14,03	10,95	16,98	589,07	35,17
	Significant Risk Set 80% annual (1.0% load)	2007-2021	14,5	1500	12461171,83	12624	8,36	22,02	35,86	278,86	86,34
	High Risk Set 120% annual (1.5% load)	2010-2021	11,5	1000	40681851,02	16598	6,23	32,78	59,89	166,98	151,66
	High Risk Set 120% annual (1.5% load)	2007-2009	3	1000	13242,78	1974	8,65	24,47	49,39	202,49	136,59

Waka Waka: MM & Risk settings

- Allow Opening a new Grid - on/off opening of new grids. It does not affect the already open grids
- Lot-sizing Method - select the lot sizing method according to the risk you want to take: Fixed Lots will use fixed lot size from the "Fixed lot" parameter, Dynamic Lots will use 'Dynamic Lot' parameter, Deposit load will calculate lots based on deposit load%, and 4 predefined presets will calculate risk automatically for you
- Fixed Lot - fixed trading lot for the initial trade.
- Dynamic Lot (Balance/Equity based) - balance/equity to be used per 0.01 lot
- Deposit Load % - % of the deposit that will be totally used to open the initial trade
- Maximum Lot - max allowed trading lot
- Maximum Spread, in pips - maximal allowed spread
- Maximum Slippage for a non -ECN acc, in pips - max allowed slippage
- Maximum Symbols at a time - max allowed number of symbols that can be opened at the same time


Waka Waka: Strategy

- Symbols - symbols separated by comma (custom if empty)
- Bollinger Bands Period - period of BB used to calculate the upper/lower levels
- RSI Period - period of RSI used to filtering out trades with small potential
- Maximum RSI Value - value for the RSI filter
- TakeProfit for Initial Trade, in pips - take profit for the initial trade (if no grid trades opened)
- TakeProfit for Grid, in pips (weighted if zero) - take-profit for the grid. If zero, then TP is weighted, i.e. it is equal to TP of the initial order in money (not in pips!)
- StopLoss for Grid, in pips (1000 pips if zero) - stop-loss for the initial/grid trades
- Hide StopLoss - on/off stop-loss hiding

Waka Waka: Grid settings

- Trade Distance - min. step in pips between grid(averaging) trades
- Smart Distance - auto- adjusts the trade distance depending on market volatility
- 2nd Trade Multiplier - multiplier for the 2nd trade
- 3rd-5th Trade Multiplier - multiplier for the 3rd-5th trades
- 6th- Trade Multiplier - multiplier for the 6th-.... trades
- Maximum Trades - max number of grid(averaging) trades

COMMUNITY



Telegram public channel

I strongly urge you to join my **Telegram** announcement channel.

Why?

Because there, you will have access to continuous updates and insights on my expert advisors, market trends, and algorithmic trading as a whole.

Staying informed with the latest and most relevant information will empower you to make informed decisions, allowing you to maximize your profits while effectively managing your risk.


Trust me, it can make a significant difference in your trading journey.

To follow the channel, simply click on the provided link and become a subscriber.

I recommend enabling notifications so that you receive immediate alerts whenever a new post is made.



[Join my public Telegram channel](https://t.me/valeryEAs)



How to access to exclusive Telegram group

After purchasing your Waka Waka license, you will be able to join the **exclusive private Telegram group**.

Within this group, you will find a community of hundreds of experienced users who have been trading with my Expert Advisors for up to 3 years.

The groups are usually very active, with the members sharing their experiences and expertise daily, learning from each other and working as a team to achieve their trading goals.


Additionally, you'll be able to find members of our team dedicated to providing technical support to whoever may need it.

Furthermore, I am involved in the groups, dedicated to assisting everyone with their queries and providing timely updates and relevant news.

Your satisfaction and success are my top priorities.

To join the Waka Waka group, simply look for the **"Telegram"** button inside the Expert Advisor in your user dashboard, and click on it.

You'll be automatically redirected to the group, with an invite to join.



TESTIMONIALS



Testimonials & reviews

Since their launch in June 2021, my Expert Advisors have garnered significant attention and have attracted over **3,000** clients.

Together, we have formed what I believe to be the most exceptional trading community worldwide.

The value and effectiveness of my Expert Advisors are truly measured by the feedback and experiences shared by my clients. Here are a few testimonials from some of them:



**" +2% P/ MONTH
ON MY FTMO
ACCOUNT"**

Verified by myfxbook



**"I MADE
\$10.468 IN
4 MONTHS"**

Verified by myfxbook



**"1 TO 3% PER
MONTH OF
PASSIVE
INCOME"**

Verified by myfxbook



**"FOR THE 1st
TIME I SLEEP
VERY WELL"**

Verified by myfxbook



**"I MADE 21.78%
IN 5 MONTHS"**

Verified by myfxbook



**"FANTASTIC
EAs, SUPER
RETURNS"**

Verified by myfxbook



**"THE EAs ARE
GREAT BUT THE
COMMUNITY IS
PHENOMENAL"**

Verified by myfxbook



**"GREAT TOOL
FOR PASSIVE
INCOME"**

Verified by myfxbook



**"YOU GET
INCREDIBLE
OUTCOME"**

Verified by myfxbook



**"GOOD PROFITS
AND PEACE
OF MIND"**

Verified by myfxbook



**"MORE THAN
ONE YEAR
WITH GREAT
PROFITS"**

Verified by myfxbook



**"I AM MAKING
MONEY FROM
A BEACH IN
TUNISIA"**

Verified by myfxbook



**"I'VE BEATEN
INFLATION
IN ONLY
3 MONTHS"**

Verified by myfxbook



**"I'M MAKING
3 TO 4 TIMES
MY SALARY"**

Verified by myfxbook



**"I MADE
\$40.000
PROFITS
IN ONE
YEAR"**

Verified by myfxbook



**"I MADE +245%
IN JUST 14
MONTHS"**

Verified by myfxbook



**"MY PROFIT IS
207% IN 7
MONTHS"**

Verified by myfxbook



**"SOLID AND
STABLE
EA"**

Verified by myfxbook



**"STILL MAKING
MONEY ON A
FAMILY TRIP"**

Verified by myfxbook



**"MADE QUITE
A LOT OF
MONEY"**

Verified by myfxbook



**"THE FIRST
EA THAT
MADE ME
PROFITS"**

Verified by myfxbook



**"PROFITABLE
AND A GREAT
EXPERIENCE"**

Verified by myfxbook




**"I'M MAKING
CONSTANT
PROFIT
MONTHLY"**


Verified by myfxbook



[Client testimonials](#)



Donald Moore

2 reviews 

★★★★★


Verified

Dec 15, 2023


Making a lot of money.

Date of experience:

November 25, 2023



Ryan S

14 reviews 

★★★★★

Verified


Dec 2, 2023

If Heineken did EA's


It does what it says it does first time an EA has exceeded my expectations, the whole system, process, people and products are fantastic. The experience is nothing like any other company I've purchased an EA from before.

Date of experience:

November 24, 2023



Robert

2 reviews 

★★★★★


Updated Nov 23, 2023

one of the best performing EA's so far


I have purchased Waka Waka which proceeded as expected so far. I was also able to switch to perceptrader within the 30 days money back period which will be waka waka and ai technology . So thanks to Valery and her team.

Date of experience:

November 22, 2023



Yunianto

1 review 

★★★★★

Verified


Nov 7, 2023

Valerie EAs are Powerfull and Safe


Valerie EAs are powerfull and safe. We run waka-waka for more than a year and we made profit every month..

Date of experience:

October 31, 2023



BRUCE CASEY

1 review 

★★★★★

Verified


Oct 16, 2023

A great market slice taker


This EA knows how to retrieve a small slice of the current trend even if it initially gets it wrong. Live results same as backtest which gives confidence to Upscale your size and downside exposure.

Date of experience:

September 26, 2023



Wolf Burghardt

1 review 

★★★★★

Verified


Dec 15, 2023

All runs very good


All runs very good , no problem with intallation ,good support and WakaWaka runs stable , but with a small account , it takes very long to get your purchase back . I got my money within two days with paypal back . Thanks

Date of experience:

November 24, 2023



Akeem

1 review 

★★★★★

Verified


Dec 5, 2023

The client dashboard is easy to use and...


The client dashboard is easy to use and buying EA licenses was simple. I've only been using the EA for a month but have been impressed with the performance so far.

Date of experience:

November 25, 2023



Steve Oakes

4 reviews 

★★★★★


Nov 27, 2023

Very professional outfit


Honestly quite impressed how well setup, and how much is on offer here. Plenty of information via documentation and videos, customer Telegram channels, YouTube walkthroughs, and so on.

Date of experience:

November 03, 2023



Manuel M.

1 review 

★★★★★

Verified


Nov 23, 2023

Very quick and transparent...


Very quick and transparent communication with Valeriia and her team in Valery Trading. The instructions provided in the installation guides are also very useful and informative.

Date of experience:

November 03, 2023



Damion Woolley

1 review 

★★★★★

Verified


Dec 14, 2023

I'm new to trading and support from...


I'm new to trading and support from Charles has been great

Date of experience:

November 24, 2023



Levent Kadâr

9 reviews 

★★★★★

Verified


Updated Dec 14, 2023

It's very good


It's very good, I don't lie. I have lost a lot in my trading attempts, before this achievement. I have achieved the license for "Perceptrader". Also, I liked the trail of "Night Hunter", too. Now, I try to get funds from a proprtrade firm, and these EAs are very helpful 🙌👍😊

Date of experience:

November 24, 2023



Gianni

5 reviews 

★★★★★

Verified

Dec 1, 2023


Open & Honest - Great EA's

Valery Trading EA's are truly in a league of their own. Great customer service directly from Valery, and her knowledge of the Algo's and the trading industry in general creates a lot of trust in the product as well as so many client testimonials


Have been using Perceptrader for the last couple of months and blown away but it's performance. Obvrs there are risks involved but these are calculated risks. Cannot fault this EA.

Date of experience:

September 24, 2023



Grant

2 reviews 

★★★★★

Verified


Nov 12, 2023

Excellent products and support was...


Excellent products and support was responsive and helpful.

Date of experience:

November 05, 2023



Maurizio Piglia

3 reviews 

★★★★★

Verified


Oct 16, 2023

Valery is really committed

Valery is really committed to have you up and running, and her support is good. I have observed the behavior of the EA and if you stick to the default risks you are fine. pays for itself quickly

Date of experience:

September 27, 2023



107

MM Miroslav Milanov
2 reviews · DO



Aug 16, 2023

Amazing Perceptrader EA

Amazing and reliable EA if you're not looking for a "fast millionaire EA" (more EAs are... I'm serious :))

There is a detailed installation guide on their website. All emails are answered. Valery is committed to helping you.

My experience has been positive with both the advisor and the support.

Ни пуха, ни пера! Good luck!

Date of experience: July 15, 2023

HC heer Claase
5 reviews · NL



Aug 13, 2023

Good working EA

Good EA and open and transparent communication with the developer. Also the telegram group is valuable. Keep up the good work Vall.

Date of experience: July 23, 2023

RO Robert
2 reviews · DE



Aug 13, 2023

Already the 3rd EA

Already the 3rd EA, great EAs, great support, great telegram groups, great profit (if you know how to apply the EA appropriately). Very happy!

Date of experience: July 23, 2023

BN Brian Noden
4 reviews · CA



Aug 13, 2023

very satisfied investor

I was searching for a company that had good consistent returns when I discovered Valery's EAs, this company has remarkable Verified returns that a person can set up for your own personal risk tolerance, also I am a novice at setting up EAs and didnt want to attempt to set up Perceptrader AI for fear that any mistakes I made would result in the EA not working correctly well Valery trading has an excellent support team that remotely took control of my computer and got the EA installed and working perfectly, now I can just enjoy watching my investment grow with out having to worry about anything, Thank you Valery for all your hard work in having a business that average investors can make a great return,

Brian

Date of experience: July 25, 2023

Lalkaz
2 reviews · AE



Aug 13, 2023

Very profitable EA's

Very profitable EA's. I have got Waka Waka and Perceptrader both are doing great. Haven't had any issues with installation, the guide is very detailed and clear. Valeria and the community are very responsive.

Date of experience: July 23, 2023

M West
1 review · US



Aug 13, 2023

The bots sold by Valery Trading are great.

The bots sold by Valery Trading are the real thing. Easy to use and come with very informative instructions on how to install and use.

Date of experience: July 23, 2023

NE Neil
1 review · GB



Jul 31, 2023

Valery / Waka Waka

I purchased Waka Waka about a month ago and due to lack of computer skills, I had a few problems in getting it up and running. I contacted Valeria several times for assistance and she responded 90% of the time within 24 hours. No many how many times I hassled her she was always extremely helpful and encouraging. I trialled it before purchasing and the first eighteen trades were profitable, and then one small loss. On the real account I went into a moderate drawdown early on, however by next day I had returned to profit. My experience has been absolutely positive with both the program and the support. Neil

Date of experience: July 31, 2023

JM Jia Meng Pang
2 reviews · US



Aug 1, 2023

I've used a few EAs before and never...

I've used a few EAs before and never really able to trust their ability to trade for me hence i almost give up using EAs until i gave myself a final try on Valeria's Golden Pickaxe, was so so surprised on it's performance and intelligence in trading for me for the last 8 months hence without any doubt, when Valeria finally launched Perceptrader Ai, i quickly grab it !!! TQ Valeria for the best EAs and support to your users without failing.

Date of experience: July 24, 2023

Casper P
3 reviews · DK



Aug 13, 2023

I was already a happy owner of the Waka...

I was already a happy owner of the Waka Waka EA and it has worked great so far. I bought Perceptrader EA just when it came out a few weeks ago, and it works even better. Consistent profits with low drawdown.

I have searched for years after a good and profitable EA. This is the real deal, so look no further if you are also looking for that.

I suggest to buy directly at her website to get the free period on a VPS server.

Date of experience: August 12, 2023

DA Daniel
12 reviews · US



Aug 11, 2023

Amazing EA

Amazing EA, I have been recovering all my account with this EA. Also, I want to say thank you to Valery for the incredible support. Buy this EA is a very good decision I recommend this EA 100 %.

Date of experience: August 10, 2023

MG Monty G
1 review · ZA



Aug 1, 2023

Exceptional EA's by very talented programmer.

I have used quite a few Ea's from different companies.

Valery's EA's are in a different class. She has been around for a while and continue to create worthy EA's.

Exceptional programming and support!

Well done Valery!!

Date of experience: July 23, 2023

RB Richard Barker
2 reviews · IM



Aug 1, 2023

Excellent experience buying software at Valery Trading

I recently purchased trading software through Valery Trading. The process was straightforward and everything worked as expected. The website is easy to navigate and the supporting material is of high quality. There are numerous video explainers and product specific Telegram groups which provide a wealth of useful information. Documentation is good too.

Date of experience: July 23, 2023

SH **stuart hayes**
4 reviews · GB



Jul 7, 2023

Best EA's on the market

Currently I have one of Valeriia EA's active that's the Waka Waka one and it's been one of the best buys I have ever come across. It has made a constant 3 percent plus since late March and it's been stable by not experiencing massive drawdowns. I think the highest drawdown I've experienced was about 8 percent but that soon went back down. My advice is if you purchase it is to put it on low to medium settings to avoid high drawdowns and to use a large leverage on a reasonably size account to maximise the leverage in your account.

Martin and Valeriia's customer support has been exceptional. They get back to you really quickly and nothing is too much trouble for them.

I highly recommend you look into buying one of her EA's.

Date of experience: July 07, 2023

R& **Robert & Laurie Lund**
1 review · US



Verified

Jun 17, 2023

Valery Trading is Amazing!!!

My experience with Valery Trading was amazing!! The trading systems we purchased are making more money than expected and Valery herself has been so helpful and kind. We could not have asked for more from Valery Trading!!

Date of experience: June 05, 2023

AM **Arnaldo Munoz**
1 review · US



Verified

Jun 13, 2023

A Team Player

Very organized, everything on one place because of the dashboard, questions answer very fast, you have a whole team besides you that counts a lot.

Date of experience: May 24, 2023

TM **Taher MHAMDI**
2 reviews · ES



Verified

Feb 17, 2023

Everything about Valeria products is a...

Everything about Valeria products is a great. Quality of the EA s in terms of trades, Balance protection by SL, settings of the EAs are totally customisable with some predefined strategy, documentation about the EAs are well detailed, videos, backtesting of the EAs are for a several years. Highly recommended

Date of experience: February 08, 2023

FR **Francesco Ruggeri**
1 review · IT



Verified

Jun 16, 2023

Seriousness and precision

Valeriia is a serious person, prepared, reliable and always ready to help you for every need. I bought his night hunter, the best scalping ea tried so far. Excellent assistance from every point of view, very simple installation and perfect settings for any type of risk profile.

With the first earnings I will undoubtedly buy all the other Valeriia ea to automate my trading 100%.

In a world (that of ea) dominated by liars and improvisers, it was a real fortune to know a professional like Valeriia.

Date of experience: June 04, 2023

HU **Hugo**
12 reviews · IE



Jun 14, 2023

I ended buying Night Hunter when in a...

I ended buying Night Hunter when in a financial pressure situation, but it was a poor decision on my side as I was hoping for quick returns and this is not a get rich scheme. I had a plan that fell short and eventually I got a refund and I have to say that overall this was a pleasant experience as this trading market is full of people with bad intentions and I thought I had lost this money. Both Valeria and Martin have been incredibly helpful, but have to give the edge to Martin for providing me with alternative solutions and helping me with overall process and refund. Thank you!

Date of experience: June 14, 2023

AL **Alex**
2 reviews · GB



Verified

Sep 8, 2022

Valeriia is one of the top mql5 EA...

Valeriia is one of the top mql5 EA developers. She got popular on mql5 because of her decent EAs then launched her own website and service to sell her EAs outside of the mql5 website. She has a unique approach of selling activations tied to trading accounts, instead of mql5 where activations are tied to a server. She has telegram groups and offers decent support. If you are into EAs Waka Waka, Night Hunter Pro and Evening Scalper Pro are worth a look although a bit on the expensive side.

Date of experience: September 08, 2022

LC **lem car**
1 review · US



Verified

Aug 3, 2023

im satisfied with my purchased

im satisfied with my purchased. good customer service, excellent aftersale support. excellent transaction service . highly recommended. excellent product. tested and very satisfied with the product performance.

Date of experience: July 25, 2023

MA **Maurice**
2 reviews · NL



Verified

Jun 5, 2023

Waka Waka Expert Advisor: Comprehensive Guide, Responsive Support, and Reliability

After reading extensive reviews, I was hesitant to make a significant investment. There are plenty of people out there promising the world. However, after conducting thorough research, I gained enough confidence to purchase the software. Valery provides a comprehensive installation guide and offers prompt responses to emails and other inquiries. Do your own research and see if the software suits your needs. Download a demo to backtest. But if you're looking to invest, I can recommend it.

Date of experience: May 28, 2023

MG **mark gavin**
6 reviews · AU



Verified

Updated Mar 10, 2023

So far so good

So far so good, I am looking forward to long term consistent profits from this strategy, I play the long game with low risk and patience, I know I can trust Waka Waka with a larger account as I scale up, going into retirement. Great job Valery and team.

Date of experience: February 24, 2023

WB **Wouter Bijnens**
4 reviews · BE




Aug 13, 2022

One of the few honest EA creators out there

One of the few honest EA creators out there. Valeria is offering EA's that perform above average and is delivering very good support and is willing to add features to the EA's if they can be helpful. Backtest results do not seem to be faked as with many other EA's. I'm not saying this is the holy grail in trading but it seems like the EA's are profitable in the long run. One point of improvement to the website I would wish to see is clear statistics about risk, max DD and profits for each EA (for the different risk settings)

Date of experience: August 13, 2022

 **Spencer Hammond**
7 reviews · GB



Verified

Apr 5, 2023

Very satisfied with Valerie's waka waka...

Very satisfied with Valerie's waka waka EA very safe consistent profits that will grow your investment over time

Date of experience: March 16, 2023



Arno Deberti

1 review NA

★★★★★ Verified

Apr 23, 2023

Professional service from Valery Trading Forex Ea's

I am new to trading with Forex Ea's - have been trading manually for the last 11 years. What amazes me the most is that the owner/developer Valeria takes the time to write/reply personally to all the questions asked. This lady has vast experience in Trading and is one of the very few developer of Ea's whom you can trust. Martin is also always helpful. Very professional service.

Date of experience: April 12, 2023



CRAIG BEETS

2 reviews AU

★★★★★ Verified

Jan 23, 2023

Like a breath of fresh air in Forex Trading

Like a breath of fresh air in Forex Trading. Only forex business I've seen that gives a free trial to prove the products, support and easy to use setup instructions. Several different strategy's to suit different traders risk factors with good proven backup information on MQL5 and myfxbook. Only downside is I can't give more than five stars.

Date of experience: January 02, 2023



Taher MHAMDI

2 reviews ES

★★★★★ Verified

Feb 17, 2023

Everything about Valeria products is a...

Everything about Valeria products is a great. Quality of the EA's in terms of trades, Balance protection by SL, settings of the EA's are totally customisable with some predefined strategy, documentation about the EA's are well detailed, videos, backtesting of the EA's are for a several years. Highly recommended

Date of experience: February 09, 2023



Mattias

2 reviews SE

★★★★★ Verified

Updated Mar 24, 2023

WakaWaka and Golden Pickaxe...

I use both WakaWaka and Golden Pickaxe and both work well. It is important to keep low risk settings, as both programs are aggressive when moving in the opposite direction. Otherwise there will be large positions and too high risk. I can recommend both programs.

Date of experience: March 23, 2023



Isaac Adjei

1 review GH

★★★★★ Verified

Updated Apr 20, 2023

Highly Effective EAs for Consistent Growth and Compounded Returns

I've been using Valery Trading's EAs (Expert Advisors) for a while now, and I've been extremely satisfied with their consistent growth and compounded returns. Their team of experts is highly knowledgeable and has developed advanced EAs that have helped me automate and optimize my trading strategies. The EAs are reliable and user-friendly, making it easy to track and manage investments. Overall, I highly recommend Valery Trading's EAs to anyone seeking consistent growth, compounded returns, and reliable trading automation tools.

Date of experience: March 31, 2023



TJS

1 review HU

★★★★★ Verified

Mar 15, 2023

Super constant GoldenPickaxe

Super constant, smooth growing.

Tool could be left alone without manual intervention, even if hard forex times.

I recommend to everyone who are looking for smooth-stable-growth-for-long-run and for those who wish to have a partner (Valery's products alike GoldenPickaxe) who can trust to keep your balance growth. Also Valery (Valeria Mishchenko) always response and help you out and advise any questions - so You could count on her.

Date of experience: March 14, 2023



Victor Manuel Avila Figueroa

2 reviews MX

★★★★★ Verified

Apr 19, 2023

Beyond expectations

Beyond expectations. The EA waka waka is a real profitable tool. Valery should change the name to THE TRUTH.

Date of experience: April 10, 2023



Charles

1 review BR

★★★★★

Apr 5, 2023

The EAs offered by Valery Trading are...

The EAs offered by Valery Trading are known for their accuracy, reliability, and performance. They are thoroughly tested and optimized to ensure that they are working efficiently and effectively. Also a great support team, always ready to help.

Date of experience: April 04, 2023



JohnFranks

4 reviews TH

★★★★★ Verified

Mar 22, 2023

Waka Waka forex trading bot

The Waka Waka forex trading bot is a solid investment for those looking to automate their forex trading strategy. As with any product, you get what you pay for, and this bot delivers on its promises. I've made profits using this bot, and the support from the Valery Trading team has been exceptional. They are always quick to respond and offer helpful solutions to any issues that arise. Overall, I highly recommend the Waka Waka forex trading bot to anyone looking to increase their profits in the forex market.

Date of experience: February 22, 2023



Robert

1 review DE

★★★★★ Verified

Apr 10, 2023

Perfect Start into Forex

I am part of this community for 2 months now and I am impressed. You can learn a lot if you are new in the chat group and Valery and her team are very responsive for answering questions and giving feedback. As well, they give advice on how to behave or set risk in difficult or changing market conditions. GREAT SUPPORT!!! Not to say, that her grid EAs work fine, you just have to know what is going on and manage your risk accordingly. Greed will destroy any account everywhere I think.

Date of experience: April 10, 2023



Alan Shambrook

1 review AU

★★★★★ Verified

Mar 8, 2023

Very Professional Developer

The site and accessibility was one of the best I have seen. The instructions and information available about the EA are top level. No information has been hidden. I would recommend this EA.

Date of experience: February 28, 2023



Jaroslav H

3 reviews CZ

★★★★★ Verified

Jan 5, 2023

Miraculous Valery

Hello, I want to thank you for your unparalleled service. Valery is very pleasant and promptly deals with any help. I am very satisfied with her approach. His EAs are second to none. We should address her "The Miraculous Valery"

Sincerely, JH.

Date of experience: January 05, 2023



Jia Meng Pang
1 review · US



Verified

Dec 27, 2022

Valleria EA has changed my life forever

I've used many different types of EA previously but none is as consistent and intelligent as Golden Pickaxe EA by Valleria Trading..... I'm really impressed on the winning percentage albeit I understand that with the 5 setting options provided for us to choose our trading risks, I preferred Risk Vol set file and it suits my risk appetite very well. The after service support from the team is great!

Date of experience: December 19, 2022



Richard
6 reviews · GB



Verified

Dec 14, 2022

Brilliant EAS and Brilliant customer service!

I have been a long time customer of Valeria, her eas are very good (I would say the best on the market) she stands by them with proven track records. Valeria will go above and beyond to help you out if you need it. I had some experience also with Martin who I think works with Valeria he was very helpful also and a pleasure to deal with. 5 stars from me. Thanks for being awesome guys :)

Date of experience: December 01, 2022



David A. Bushnell
4 reviews · TH



Dec 2, 2022

Best Source for Profitable Forex EA's

Simply the best source for smart, profitable expert advisors (EA's) for MetaTrader forex trading. As a developer, Val is 100% mindful and caring of her clients' support needs. She could hire others to do the job, but she wants to provide the individual attention herself. Her EA's have the latest in tech advances as time goes by and analytics grow more sophisticated. My personal favorite EA is WakaWaka: very profitable and customizable. I'm now learning the Golden Pickaxe EA which shows great promise with numerous hi-tech analytical functions for profitably trading the volatile gold market.

Date of experience: December 02, 2022



J-man
2 reviews · AU



Oct 6, 2022

Highly recommend Valeria and her services

Valeria is the best MQL5 developer and trader I have worked with. I highly recommend Valeria and her services. She has set the benchmark for amazing service. Thank you!

Date of experience: October 06, 2022



cadmiel kikan
1 review · BJ



Dec 15, 2022

I've been Valérie trading for much more...

I've been Valérie trading for much more than 1 year And it's the best when it comes to trading robot She has made algorithms defying all the market she is always active and totally transparent It offers the possibility to use its EAs for free for 14 days in real or demo No other designer offers this Big up to you

Date of experience: December 14, 2022



Juan Pablo Mallarino
3 reviews · CO



Verified

Dec 14, 2022

Reliable and supportive

All I can say is that their products are fantastic. I only wish I had them all! On top of that their service and response times are optimal. Thank you!

Date of experience: November 30, 2022



Mayoanrasak Muensri
1 review · TH



Verified

Nov 8, 2022

The program has very good stability and...

The program has very good stability and low DD. And the service provider can answer your questions well and quickly. For anyone looking for a good, safe EA, you should start from here. Highly recommended.

Date of experience: October 25, 2022



WALTERWALTER
1 review · CH



Oct 19, 2022

Lifechanging EA's - EXCELLENT!

I have been using Valery's EA for a long time now, I and have to say hands down it's the best decision I have ever made. Especially Waka Waka is definitely my fav of her EA, delivery profits every day with zero to none drawdown. Valery as a person and her community is excellent, every fast response time - always helpful

Date of experience: October 18, 2022



Satheesh K
2 reviews · AU



Dec 14, 2022

I have tried many EAs for Forex...

I have tried many EAs for Forex trading, most of them failed until I found Valery's EAs. They are one of the best in the market. The support you get from Valery and the team is extremely good. All of her EAs have live myfxbook verified accounts, detailed back test results and optimised set files. Valery goes out of her way to support her customers and provides free lifetime updates.

Date of experience: December 13, 2022



Sergio Ramos
1 review · US



Dec 14, 2022

Long term profits...

The community that Valery's EA have are by far the best.. the channels are filled with very knowledgeable users that make the experience much better when dealing with the EAs. Not just limited to any single EA. The community the EAs have really brings out the best in these EAs and help making these EAs profitable long term.

Date of experience: December 13, 2022



Scott D Smith
8 reviews · GB



Verified

Nov 4, 2022

very very impressed

i've been algo / bot trading for 3 years now, constantly looking for better and better bots and i've finally found one with Valery's "waka" bot - after 100s of back tests i'm confident it using it on all my accounts and Valery is extremely helpful and wants you to succeed. i would highly recommend using their EA

Date of experience: November 01, 2022



Ali Sleiman
3 reviews · KW



Verified

Oct 7, 2022

EAs are profitable and trusted

EAs are profitable on the long run. Risk is low profit is reasonable. No magic profits. No dreams The author is so kind and supportive and SMART

Date of experience: October 10, 2021



Client reviews

AFFILIATES



Affiliate program

In addition to earning profits through trading with Waka Waka, you also have the opportunity to generate income by participating in my [affiliate program](#).

Since the launch of my website, you can now passively earn by sharing information about my Expert Advisors with others.

The affiliate program offers a base commission rate of 20%, with the potential to **earn up to 50% in commissions** from the sales you refer. Once accepted as a program partner, you will receive a unique referral link.

Simply share this link online, and for each person who visits the website and purchases an EA, you can earn commissions of up to 50% of the sale value. The referral link includes cookies that remain active for 90 days on the browsers of your referred individuals. This means that if they request a trial and make a purchase within 90 days, you will still receive commissions.

If you have any questions or concerns regarding our affiliate program, please don't hesitate to reach out to **us at info@valerytrading.com**. We are here to assist you!

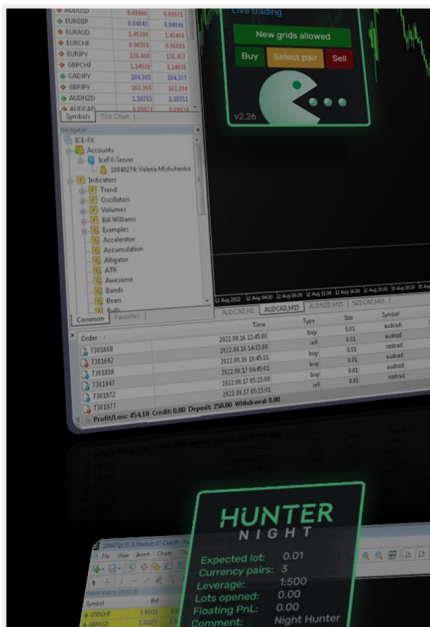
The screenshot displays the 'Dashboard' for Valeriia Mishchenko, who is 'Active'. The left sidebar contains navigation links: Dashboard, Commission, Payment, Marketing Tools, Settings, Guide, and Log out. The main content area shows the 'Commission' tab with a balance of '\$13494 Paid'. Below this is the 'Affiliate Link' section, displaying the default link: https://www.valerytrading.com?sca_ref=2464087.vnODU. Two buttons are provided: 'Get product link' and 'Get link with source'. The 'Your performance' section shows the date range 'Jul 19, 2022 - Aug 17, 2022' and the source 'All Source'.

Affiliate program application

To join the affiliate program, you are required to [submit an application](#), which will be thoroughly reviewed before acceptance. I am specifically seeking qualified partners who align with my values.

Given the less-than-ideal reputation of the Forex EA industry, I am committed to avoiding aggressive promotion by scammers who may falsely portray my expert advisors as a "holy grail" or a "get-rich-quick" solution. Such misleading claims misrepresent the realities of trading.

Rest assured that I prioritize authenticity and transparency in promoting my expert advisors, focusing on their genuine capabilities and potential benefits for traders.



The screenshot shows a trading platform interface. On the left, there's a list of indicators and accounts. In the center, there's a table of orders with columns for Order, Time, Type, Size, and Symbol. At the bottom, there's a section for 'HUNTER NIGHT' with details like Expected lot, Currency pairs, Leverage, Lots opened, Floating PnL, and Comment.

WAKA WAKA

VALERY TRADING
PARTNER PROGRAM APPLICATION

Login

Benefits

- Cookie days: 90 days
- Commission type: Percent Of Sale
- Commission amount: 20% up to 50%
- Additional terms: You will get up to 50% commission on total referral sales when a customer makes a purchase through your referral link or use your coupon code.

FIRST NAME *

LAST NAME *

EMAIL *


COUNTRY

--Select country

PASSWORD *

CONFIRM PASSWORD *

FREQUENTLY ASKED QUESTIONS (FAQ)



Frequently asked questions (FAQ)

Although we strive to make trading with Expert Advisors as straightforward as possible, we understand that it can still be a challenging endeavor. Over the years, we have received numerous inquiries from individuals interested in our EAs. To assist you, we have compiled a list of the most commonly asked questions along with our typical responses. If your specific question is not included here, or if you require further assistance, please don't hesitate to reach out to us at **support@valerytrading.com**, and we'll be delighted to provide you with the help you need.

Q - How to fix the “Symbol Suffix” issue?

A - If your broker uses a suffix (e.g. EURUSD.a) you should change the ‘Symbol Suffix’ parameter to the suffix of your broker. In this case, it should be changed to .a instead of a blank value used by default.

Q - I got a “License error!” problem. What should I do?

A - To solve this error, you need to do two things:

1. Make sure [necessary URLs](#) are allowed in the MetaTrader terminal. For your convenience, I have attached the list of servers to add to this message
2. Make sure you correctly write your account number and whether you use MT4 or MT5 in the [user dashboard](#)

(Please refer to the [“How to fix the license error! message”](#) section of this guide)

Q - I added the necessary URLs but still have the “License error!”. What could be the reason?

A - The most common reasons for the license error are:

1. Registering the MT 5 license while using the MT4 terminal, or vice versa. That's the most common error. Please make sure you registered the correct terminal version.
2. Mistype in the account number. That's also common. You need to make sure the account number is typed correctly in the valerytrading.com dashboard.
3. Mistype in the URL. That's also common, that's why I provide a list of servers to copy from.
4. No account is registered in the dashboard. That's easy - just add it there, and it's done.
5. Trying immediately after adding the account. In this case, you can reload the EA.

Frequently asked questions (FAQ)

Q - I have an “Other instances found!” error. What is the problem?

A - You only need to install one copy of the EA to trade on all pairs listed in the 'Symbols' parameter. Please, remove the excess copies, and the EA will work.

Q - I have the “MQL: trading not allowed!” error. What should I do?

A - To solve this problem, please, do the following:

1. Make sure the “AutoTrading” button is pressed
2. Click on the icon near the EA title in the upper right corner of the chart. There, go to the “Common” tab and make sure the “Allow live trading” tick is active.

(Please refer to [p. 52](#) of this guide)

Q - I can't run the EA. It says that the expected lot size is 0.00, and I get this error: “NZDCAD: Can't calculate lot size, because no data received: ACCOUNT_LEVERAGE / MODE_MARGINREQUIRED!” or “Failed to get MODE_MARGINREQUIRED.”

A - In most cases, this error means you've installed the EA on a symbol of your broker that's not tradable. Some brokers use suffixes on their tradable symbols, such as EURUSD.a instead of EURUSD. In this case, you need to install the EA on a chart of a tradable symbol (in this case, EURUSD.a) and also set the 'Symbol Suffix' parameter to .a to solve this issue. You may be confused as to why brokers do that. In some cases, brokers need separate trading pairs for indicative purposes (e.g., to calculate technical info, like your deposit load and margin level) and another set of pairs to be traded. In this case, they do it by making two sets of pairs - indicative ones without the suffix and tradable with it.

Q - What brokers can I work with? Can it be «<insert your broker name here>»?

A - The decision of which broker to trade with is one that has many factors to consider. Please refer to the [“Brokers” section](#) of this guide, where you will find extensive information about brokers, how to choose one, and my personal recommendations based on my own and my client's experience.

Frequently asked questions (FAQ)

Q - What type of account should I use - Standard, Raw Spread?

A - I recommend using ECN accounts with the lowest spread. If you use IC Markets, that's a Raw Spread account. If you use Pepperstone, that's a Razor account. This type of account can be named differently, but the overall execution is usually the best on the account with the lowest spread and with commissions, as opposed to accounts that include everything in the spread.

Q - What is the difference between the MQL5 and valerytrading.com licenses?

A - You get the EA to work on 10 different accounts with the valerytrading.com purchase (these accounts can be switched on the website if you need it) and 10 different PC/VPS (with no account limitation) in case of the MQL Market purchase. You get both MT4 and MT5 on the valerytrading.com website, but you need to choose only one with the MQL Market purchase. Depending on your mode of use, one or the other may fit you better.

Q - I have the error "M5 is needed" with the EA. What do I need to do?

A - This error means that you placed the EA that is optimized to trade on the M5 timeframe on the chart with another timeframe - for example, H1. So, the bars of your chart contain hourly data each, while the EA needs the chart with bars that contain 5-minute data. Just switch the chart timeframe, set the EA on it, and it should work.

Q - Should I use the AI filter with Perceptrader AI or not?

A - By default, the Perceptrader AI EA uses the neural net filter that's set by the 'Enable Neural Network Filter' parameter. It was trained on hundreds of years' worth of market data and makes results significantly better. I do not recommend turning it off. There is also a filter based on ChatGPT/Bard that allows the EA to perform additional market context analysis. While it can't be tested yet, in most cases, it makes sense to turn it on for the EA to navigate safely during strong trending market scenarios. However, it sometimes makes trading less frequent. If you prioritize more frequent trading, you can turn it off.

Frequently asked questions (FAQ)

Q - How many of your EAs can I run on ValeryVPS?

A - All of my EAs are optimized for performance. This means that code is efficient and does not usually load CPU. So, it mostly depends on how many MetaTrader terminals can a VPS run. ValeryVPS can support up to 5-6 terminals at once, each with different EAs. That means you can run more than a dozen of my EAs on 5-6 different terminals.

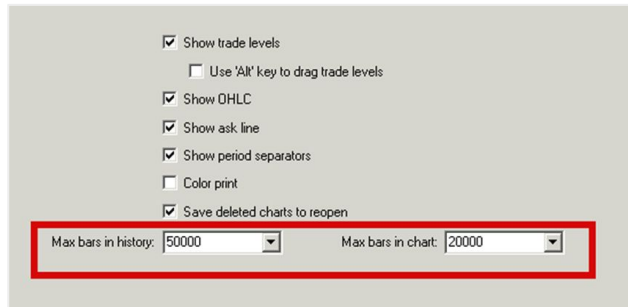
Q - My broker leverage is limited to 1:30. Would it be beneficial to choose another broker with higher leverage for the longer term?

A - If you plan on using higher than low risk settings with the Perceptrader AI EA, I recommend having a higher than 1:30 leverage. With a 1:30 leverage, you can only use low risks. Otherwise, you may run out of margin one day. After all, that's the reason for leverage restrictions - to make sure you can't use high risks in trading. However, if you are satisfied with using low risks, you can use them with such leverage.

Q - I get a "Not enough historical data!" error. How can I solve it?

A - There may be a couple of reasons for it. Depending on the reason, there are several potential solutions. Here are all of them:

1. Make sure you have at least these values in the MetaTrader settings. Having less might result in such errors (see screenshot)



2. Make sure that all pairs you wish to trade are in the Market Watch.
3. If both are correct, click through all the timeframes of every pair this error happens on.
4. If that didn't help, reinstall the terminal.

Frequently asked questions (FAQ)

Q - Is Perceptrader AI the best of your EAs for prop firms, or do you suggest buying another of your products?

A - It depends on the exact conditions of the prop firm you mean. Some prop firms have specific requirements, like the prohibition of grid trading, mandatory closure of all trades before weekends, very small leverage (like 1:10), and so on. Such conditions may or may not make PAI a preferred solution for the prop firm. If you can tell me what their conditions are in detail, I can give you a specific answer.

Q- I tried downloading the latest EA version, but I still get an old one from the valerytrading.com website. How can I solve it?

A - Sometimes, a web browser caches the old file, and you get it when trying to download the new one. To solve this, please clear the cache of your browser or use the Incognito mode to download the new version.

Q - What should I do to make the EA FIFO-compatible?

A - The current version of the FIFO rule forbids two things: having orders of the same lot size and having orders in opposite directions. That's a bit simplified, but that's how it is. To have all orders of different lot sizes, you need to set the '2nd Trader Multiplier' to something which will give you the lot size of the second trade that is not the same as the first one. The value you need depends on the risks you use and your deposit size. If you use small risks on a small deposit, you may need 1.5 or even 2 to change from 0.01 lot to 0.02. If you have a big deposit size, even 1.1 will be enough to change, let's say, 0.1 to 0.11. To avoid orders in the opposite direction, you need to set the 'Allow Hedging' setting to false. This way, you won't have FIFO violations.

Q - I would like to buy the EA from you. How many accounts can I use it on?

A - You get the EA to work on 10 different accounts with the valerytrading.com purchase (these accounts can be switched on the website if you need it) and 10 different PC/VPS (with no account limitation) in case of the MQL Market purchase. You get both MT 4 and MT 5 on the valerytrading.com website, but you need to choose one with the MQL Market purchase.

Earnings & Risk Disclaimer

U.S. Government Required Disclaimer

Trading foreign exchange ("forex") on margin has large potential rewards but also carries a high level of risk. You must be aware of the risks and be willing to accept them to invest in the foreign exchange ("forex") markets. Don't trade with money you can't afford to lose. No representation is being made that any account will or is likely to achieve profits or losses similar to those discussed on this guide or valerytrading.com website. The past performance of any trading system or methodology is not necessarily indicative of future results.

*CFTC RULE 4.41(b)(1)/NFA RULE 2-29 – SIMULATED OR HYPOTHETICAL PERFORMANCE RESULTS HAVE CERTAIN INHERENT LIMITATIONS. UNLIKE THE RESULTS SHOWN IN AN ACTUAL PERFORMANCE RECORD, THESE RESULTS DO NOT REPRESENT ACTUAL TRADING. ALSO, BECAUSE THESE TRADES HAVE NOT ACTUALLY BEEN EXECUTED, THESE RESULTS MAY HAVE UNDER-OR-OVER COMPENSATED FOR THE IMPACT, IF ANY, OF CERTAIN MARKET FACTORS, SUCH AS LACK OF LIQUIDITY. SIMULATED OR HYPOTHETICAL TRADING PROGRAMS IN GENERAL ARE ALSO SUBJECT TO THE FACT THAT THEY ARE DESIGNED WITH THE BENEFIT OF HINDSIGHT. NO REPRESENTATION IS BEING MADE THAT ANY ACCOUNT WILL OR IS LIKELY TO ACHIEVE PROFIT OR LOSSES SIMILAR TO THOSE BEING SHOWN.

NO REPRESENTATION IS BEING MADE THAT ANY PERSON WILL OR IS LIKELY TO ACHIEVE PROFITS OR LOSSES SIMILAR TO THOSE SHOWN. IN FACT, THERE ARE FREQUENTLY SHARP DIFFERENCES BETWEEN HYPOTHETICAL PERFORMANCE RESULTS AND THE ACTUAL RESULTS SUBSEQUENTLY ACHIEVED BY ANY PARTICULAR TRADING PROGRAM.

IN ADDITION, HYPOTHETICAL TRADING DOES NOT INVOLVE FINANCIAL RISK, AND NO HYPOTHETICAL TRADING RECORD CAN COMPLETELY ACCOUNT FOR THE IMPACT OF FINANCIAL RISK IN ACTUAL TRADING. FOR EXAMPLE, THE ABILITY TO WITHSTAND LOSSES OR TO ADHERE TO A PARTICULAR TRADING PROGRAM IN SPITE OF TRADING LOSSES ARE MATERIAL POINTS WHICH CAN ALSO ADVERSELY AFFECT ACTUAL TRADING RESULTS. THERE ARE NUMEROUS OTHER FACTORS RELATED TO THE MARKETS IN GENERAL OR TO THE IMPLEMENTATION OF ANY SPECIFIC TRADING PROGRAM WHICH CANNOT BE FULLY ACCOUNTED FOR IN THE PREPARATION OF HYPOTHETICAL PERFORMANCE RESULTS AND ALL OF WHICH CAN ADVERSELY AFFECT ACTUAL TRADING RESULTS.

Be warned that there is a possibility to lose real money if traded on a real money account, and the owners of valerytrading.com can NOT be held accountable for any losses that may occur including from any potential software bugs/glitches or malfunctions.

Valerytrading.com and its owners assume no responsibility for errors, inaccuracies or omissions in these materials. They do not warrant the accuracy or completeness of the information, text, graphics, links or other items contained within these materials. Valerytrading.com and its owners shall not be liable for any special, indirect, incidental, or consequential damages, including without limitation losses, lost revenues, or lost profits that may result from these materials.

We assume that you are legally permitted to purchase and use our products. Making sure that you are following the global and local laws and legislations is your responsibility. We cannot be held responsible for any damages or lawsuit against you due to such regulations.

All information on this guide or any software and or guide purchased from our website is for educational purposes only and is not intended to provide financial advice. Any statements about profits or income, expressed or implied, do not represent a guarantee. Your actual trading may result in losses as no trading system is guaranteed. You accept full responsibility for your actions, trades, profit, or loss, and agree to hold the owner of valerytrading.com and any authorized distributors of this information harmless in any ways. All rights reserved. The use of this website and or its contents constitutes acceptance of our disclaimer.